

# The Art League School

**Classes in Fine Arts and Fine Crafts**



**2019/20**



# Calendar

## **Fall Term 2019**

September 23–November 24  
Registration begins August 12, 2019

## **Winter Term 2020**

January 13–March 15  
Registration begins November 4, 2019

## **Spring Term 2020**

April 13–June 14  
Registration begins February 10, 2020

## **Summer Term 2020**

June 22–August 23  
Registration begins May 11, 2020

## **Summer Art Camps 2020**

June 15–August 16  
Registration begins January 1, 2020

**COVER:** Chris Malone–Doll

**INSIDE COVER:** Nan Lopata–Bracelet

*Imitation is the sincerest of flattery.\**

—Charles Caleb Colton

\*Be that as it may, this catalog or any portion thereof may not be reproduced or used in any manner whatsoever without express written permission from The Art League.

**Executive Director:** Suzanne Bethel

**School Director:** Kathi Cohen

**Catalog Designer:** Amber Etienne-Best

Copyright © 2019 by The Art League. All rights reserved.





# Contents

## The Art League

General Information/Policies .....	2-3
Location and Parking .....	3, back cover
School Registration Form .....	4
Faculty .....	inside back cover

## Classes

Drawing .....	5-7
Watercolor .....	8-9
Painting .....	10-14
Printmaking .....	14-15
Photography .....	16
Teen & Children .....	17-18
Ceramics .....	21-22
Sculpture .....	22-23
Glass & Mosaic .....	24
Jewelry & Metal .....	25-26
Fibers & Textile .....	27-31
Graphic & Book Arts .....	32-33

## Workshops

Teen & Children .....	19-20
Ceramics .....	21-22
Glass & Mosaic .....	24
Graphic & Book Arts .....	32-33
Fibers & Textile .....	27-31
Becoming Professional .....	46
Drawing .....	34-36
Watercolor .....	36-37
Painting .....	38-41
Printmaking .....	42
Photography .....	43
Sculpture .....	44
Jewelry .....	45
Travel .....	47
Visiting Artist Series .....	47



# The Art League

**Website** [www.theartleague.org](http://www.theartleague.org)

**Development** 703-519-1741

**Gallery** 703-683-1780

**Store** 703-548-8127

**School** 703-683-2323

*"By nurturing the artist, we enrich the community."*

The Art League develops the artist through education, exhibition, and a stimulating, supportive environment, while sharing the experience of the visual arts with the community.

The Art League is a multifaceted, 501(c)(3) nonprofit visual arts organization. Since our founding in 1954, The Art League has used the visual arts to bring together people from a wide variety of talents, experiences, and communities.

Through this work, we have become the largest visual arts organization of our kind in Virginia. Every year, we fill more than 10,000 class seats, offer exhibit opportunities for nearly 1,000 artists, and connect with a broad audience through a diverse range of artistic programming.

## Membership

To enhance The Art League member experience and to honor all those who make a significant commitment to our League community, Art League membership is now a benefit that comes with engaging with our organization in one, or all, of the following ways:

1. You have paid the exhibiting artist dues in the gallery (Active Exhibiting Artist Member)
2. You have donated to our annual fund at the minimum level (\$125) or above (Active Donor Member)
3. You have enrolled in at least one course in the last five academic terms AND have taken 12 or more courses in the past four years at the school (Active Student Member)

If you meet any of the above criteria, congratulations! You are an Art League member! If you have questions about membership, please feel free to contact Rose O'Donnell [roseo@theartleague.org](mailto:roseo@theartleague.org) or 703-549-5450.

## Volunteering & Support Opportunities

### Volunteer

The Art League provides a fun, relaxing, and welcoming place to help out in your community! Since The Art League's inception, volunteering has been a mainstay of the organization, and we invite you to browse the volunteer and internship opportunities at [www.theartleague.org/](http://www.theartleague.org/) or contact us at [gallery@theartleague.org](mailto:gallery@theartleague.org).

### Support Opportunities

While The Art League generates a significant portion of our operating funds from programming, donors drive our outreach, accessibility, and future sustainability. There are myriad ways to become a supporter of The Art League: such as the Annual Fund with a one-time gift or pledge, or by joining the Seurat Society as a monthly giver. We invite you to explore these and our other giving avenues at [www.theartleague.org/support](http://www.theartleague.org/support) or please contact Charlene Haskell in our development office at 703-519-1741 or [develop@theartleague.org](mailto:develop@theartleague.org).

## Community Engagement/Outreach 703-519-1741

The Art League's outreach uses visual arts as a catalyst for personal enrichment, social engagement, and expressive catharsis.

We are committed to our mission: providing life-affirming, creative engagement for all communities, including the economically disadvantaged and the physically, intellectually, and emotionally challenged, through hands-on experiences in the visual arts.



2019 Student/Faculty Show

## The Gallery

703-683-1780

The gallery is located on the first floor of the Torpedo Factory Art Center, in studio 21.

### Hours

Monday-Saturday	10:00am-6:00pm
Thursday	10:00am-9:00pm
Sunday	12:00pm-6:00pm

## Become an Exhibiting Artist

The Art League Gallery is a member gallery providing artists with the opportunity to have their work judged by esteemed arts professionals, and to compete to exhibit their work in one of the largest galleries in the Washington metro area. The Gallery hosts monthly juried shows, solo artist exhibits, student/faculty shows, and special exhibitions and fundraisers. Anyone can become an exhibiting artist.

## The Store

703-548-8127

The Art League Store sells supplies at a discounted price to League students and members. Every effort is made to stock class items and popular materials for the fine artist. Our staff of professional artists can guide you in your selection. Our store is located in room 217 of the Torpedo Factory Art Center. The store closes a half-hour for lunch.

### Hours

Year Round:	Monday-Saturday	10:00am-4:00pm
During Terms:	Monday-Saturday	9:15am-4:00pm
	Tuesday-Wednesday	9:15am-4:00pm
		& 6:30pm-7:30pm

**\*Special late hours the first two weeks of each term:  
6:00pm-8:00pm, Mon-Thurs and 10:00am-4:00pm Sunday.\***

## Class Art Supplies

Students must pick up most class and workshop supply lists in the store. **Due to our large enrollment, we are unable to email, fax, or read lists over the phone.** To receive a class supply list by mail, send a self-addressed stamped envelope to the store.



## The School

703-683-2323

The school office is located on the 2nd floor of the Torpedo Factory Art Center (TFAC), room 216. The office is open 10:00am–5:00pm, Monday through Saturday. Classes are held in the TFAC and the Madison Annex.

### Classes

The Art League School is a non-accredited institution and is open to all. A full range of day, evening, and weekend courses is offered in virtually all of the fine arts and many fine crafts. Professional artists teach our classes. The school also offers youth classes and summer camps for ages five through seventeen.

### Workshops

Art League instructors and distinguished visiting instructors, offer concentrated week or weekend sessions in specific media, techniques, and subjects. Travel workshops to international and domestic locations are also offered year-round. For information on travel workshops, contact Margaret Cerutti at 703-549-5450 or margaretc@theartleague.org.

### Student/Faculty Show

The public is invited to attend our annual Student/Faculty Show in The Art League Gallery, February 20–March 3, 2019. Receiving for submissions is Presidents' Day–Monday, February 18, 2019. A closing reception is held Sunday, March 3, 2019.

### Registering for Courses

You may begin classes in any term and register for workshops at any time. Here are three steps to enroll:

1. Browse the catalog or website to find classes, workshops, or camps. Ongoing additions and corrections are published online at [www.theartleague.org/school](http://www.theartleague.org/school).
2. You may enroll online in the course of your choice using Visa, Mastercard, or Discover, or enroll by mail, fax, or in person. If enrolling by mail, fill out the registration form and send it with your payment made out to The Art League School at 105 North Union Street Alexandria, VA 22314.
3. Upon receipt of your registration form and payment in full you are registered, unless the class is full or cancelled. If the class is full or cancelled, you will be notified and are entitled to a full refund.

Tania Karpowicz—Oil



## Registration Policy

Late registrations are honored for available classes only. A fee of \$20 is assessed for each transfer from one class to another, unless it is a result of an administrative decision. All transfers must be made before the third meeting of the class.

**No class refunds are given unless The Art League School office notified by the Friday before the start of the term** (see calendar on the inside cover of the catalog). **No workshop or camp refunds are given unless we are notified at least ten days before the start of the camp or workshop. There is a non-refundable registration fee of \$20 included in tuition.**

### Weather

In case of bad weather, check our website home page, call the school office, or tune in for announcements on (ABC 7 and News Channel 8) or WTOP 103.5 FM.

### Holidays

Classes do not meet on Thanksgiving, Christmas, New Years, Easter, Memorial Day, or July 4. These holidays, or any additional days designated by the instructor, will have make-up dates.

### School Policy

No student will be denied admission on the basis of race, sex, or ethnicity. However, because of the need for group cooperation in classes, The Art League reserves the option of refusing admission to any person deemed incompatible with any learning group due to disruptiveness, or for any impediment to a safe, productive, and positive learning environment. Safety precautions and proper use of art materials and chemicals are rigorously practiced. Please use discretion when registering for classes, as The Art League cannot be held responsible for adverse reactions that may arise in some individuals. If you are pregnant, or think you may be, please consult a physician before registering.

**Students are not permitted to photograph or film models, teacher demonstrations, or critiques.**

The Art League reserves the right to substitute an appropriate instructor when necessary.

The Art League is not liable for personal injury or loss of property, including artwork belonging to enrolled students.

### Location

The Art League School is located in the Torpedo Factory Art Center (TFAC) at 105 North Union Street, Alexandria, VA 22314. Classes are also held at our Madison Annex location, which can be entered at either 305 Madison Street or 808 North Fairfax Street, Alexandria, VA 22314.

### Metro

Our closest metro station is the King Street stop on the Blue and Yellow lines. From here, students may take the King Street Trolley to the Torpedo Factory Art Center or the DASH bus AT2 or AT5 eastbound to the Madison Annex at the intersection of Madison and North Fairfax Streets.

### Parking

For students in the TFAC classrooms, there is inexpensive evening and weekend parking at the City Hall lot at 108 North Fairfax Street. Near the Madison Annex, free parking is available after 6:30pm at Colonial Parking on 267 Montgomery Street. Free 2- and 3-hour on-street parking may be found in the neighborhood.

# Registration Form 2019/20

Cash Receipt No.
For Office Use Only

Mail or Fax form w/ full payment to:

THE ART LEAGUE SCHOOL  
105 NORTH UNION STREET  
ALEXANDRIA, VA 22314  
or **register online** at [www.theartleague.org](http://www.theartleague.org)

School Office

Fax: 703-519-1769

Tel: 703-683-2323

Hours: Mon-Sat,  
10:00am to 5:00pm

## STUDENT INFORMATION

Name \_\_\_\_\_ Email (for notifications) \_\_\_\_\_

Address (check if new address) ☐ \_\_\_\_\_

City \_\_\_\_\_ State \_\_\_\_\_ Zip Code \_\_\_\_\_

Day Phone \_\_\_\_\_ Eve Phone \_\_\_\_\_

If applicable: Minor's Age \_\_\_\_\_ Minor's Adult Contact \_\_\_\_\_

Emergency Contact & Phone \_\_\_\_\_

New to our School? ☐ yes ☐ no New to the Course(s)? ☐ yes ☐ no

Heard about the school by:

☐ Word of Mouth ☐ Catalog ☐ Social Media ☐ Web search ☐ Online ad ☐ Torpedo Factory ☐ Other

## COURSE INFORMATION

Term: ☐ Fall ☐ Winter ☐ Spring ☐ Summer and/or: ☐ Workshop\* ☐ Camp

Course Title \_\_\_\_\_

Instructor \_\_\_\_\_

Day/Time \_\_\_\_\_ Cost \_\_\_\_\_

If applicable: \*Workshop Date(s) \_\_\_\_\_ & \_\_\_\_\_

## PAYMENT INFORMATION

☐ Payment enclosed (check/money order payable to The Art League, no cash by mail please).

☐ Yes, I would like to include \$1 with my payment to support the Student Scholarship Fund (or other amount: \_\_\_\_\_)

☐ VISA ☐ MasterCard ☐ Discover Network

Card # \_\_\_\_\_ Exp. Date \_\_\_\_ / \_\_\_\_ 3-Digit Security Code \_\_\_\_\_


Cardholder's name (please print)

Cardholder's signature required

### All Students:

By submitting this form you indicate that you agree to abide by the school policies (see page 3) including the refund policy that states, "No refunds are given unless we are notified ten days prior to a workshop or camp, or the Friday prior to the start of term for classes". The Art League reserves the option of refusing admission to any person deemed incompatible with any educational group due to disruptiveness, or for any impediment to the learning process of the group as a whole. The Art League reserves the right to substitute an appropriate instructor when necessary. There is a nonrefundable registration fee of \$20 (this fee is included in the tuition).

Signature required \_\_\_\_\_ Name (please print) \_\_\_\_\_



John Murray—Graphite

# Drawing

## Portrait Drawing

Jin Chung Lisa Semerad

Students develop consistency, accuracy, and confidence before using color. Weekly demonstrations and drills train students to see proportions, planes, values, and learn systematic human head construction. Continuing students may use their preferred media to draw from photos, or 2- and 3-week poses. Basic Drawing is a suggested prerequisite. Model fees are extra.

**\$230 Fall, Winter & Spring (9 weeks)**

Tuesday	9:30am–12:30pm	(no Spring)	Chung
Sunday	10:30am–1:30pm		Chung

**\$195 Summer (8 weeks)**

Thurs & Tues	7:00–9:30pm	Semerad
	(4 weeks/8 sessions)	(starts July 7)

\$215 Sunday	10:30am–1:30pm	Chung
--------------	----------------	-------

## Intermediate Drawing

Tania Karpowitz Ed McCluney

Developing skills learned in Basic Drawing class, students incorporate color into their work, approach more complex subject matter, and use different combinations of materials. Students strengthen their control of gesture, composition, line, perspective, shape, and value, gaining more self-confidence in their drawing abilities. This is an excellent refresher course before moving into advanced drawing classes or other media.

**\$220 Fall, Winter, and Spring (9 Weeks)**

Monday	1:00pm–4:00pm	Karpowitz
--------	---------------	-----------

**\$145 Spring & Summer (6 Weeks)**

Thursday	7:00pm–9:30pm	McCluney
	(starts: Sp-April 30; Su-July 09)	

## Short Pose Figure

Lisa Semerad

Short poses help students draw more intuitively and increase the flow and energy of a drawing. Proportionate, sensibly balanced figures are the goal, no matter how brief the time. Systems using simple shapes and options for economy are demonstrated. Poses are 3 to 20 minutes long in the media of the student's choosing. Prerequisite: Beginning Figure Drawing. Model fees extra.

**\$155 Fall & Spring (9 weeks)**

Thursday	10:00am–11:45am
----------	-----------------

## Beginning Figure Drawing

Lisa Semerad

Capture the figure quickly, accurately, and confidently while drawing from male or female models each week. This class emphasizes measuring, value, foreshortening, and gesture drills to build strong beginnings. Weekly demos focus on sections of the body using construction and value using simple inexpensive materials. Basic Drawing is helpful. Model fees are extra.

**\$210 Fall, Winter & Spring (9 weeks)**

Thursday	7:15pm–9:45pm
----------	---------------

**\$210 Winter (9 weeks)**

Thursday	9:30am–12:00pm
----------	----------------

**\$190 Summer (4 weeks/8 sessions)**

Tues & Thurs	9:30am–12:00pm	(starts July 7)
--------------	----------------	-----------------

## Basic Drawing

(Adult)

Mark Anderson	Nataliya Gurshman	
Tania Karpowitz	Patrick Kirwin	Ed McCluney
Lisa Semerad	Milena Spasic	

This class provides a solid foundation in drawing to beginning students. With pencil and charcoal, students learn to use line, value, gesture, and perspective, developing the ability to “see” as artists. The class works from a variety of subjects including still life, landscape, and occasionally figure. Any model fees are extra.

**Fall, Winter & Spring (9 weeks)**

\$200 Monday	7:00pm–9:30pm	Semerad
\$215 Tuesday	1:00pm–4:00pm	Karpowitz
\$200 Tuesday	7:00pm–9:30pm	Kirwin
\$200 Wednesday	9:30am–12:00pm	Spasic
\$200 Wednesday	7:00pm–9:30pm	Gurshman
\$200 Thursday	7:00pm–9:30pm (Fall only)	McCluney
\$185 Thursday	7:00pm–9:30pm (Winter only)	McCluney
	(8 wks; starts Jan 30)	

\$200 Saturday	1:00pm–3:30pm	Spasic
\$200 Sunday	10:30am–1:00pm	Gurshman

**Fall, Winter, Spring & Summer (5 weeks)**

\$115 Friday	7:00pm–9:30pm	Anderson
	(starts: F-10/18; W-2/7; Spr-5/8; Su-7/17)	

**Summer (8 weeks)**

\$185 Monday	7:00pm–9:30pm	Spasic
\$200 Tuesday	1:00pm–4:00pm	Karpowitz
\$185 Tuesday	7:00pm–9:30pm	Kirwin
\$185 Wednesday	9:30am–12:00pm	Spasic
\$185 Wednesday	7:00pm–9:30pm	Gurshman
\$185 Saturday	9:30am–12:00pm	Spasic
\$185 Sunday	10:30am–1:00pm	Gurshman

The Art League office is located on the 2nd floor of the Torpedo Factory Art Center, room 216. The office is open 10:00am–5:00pm, Monday through Saturday. Register in person or online at [www.theartleague.org](http://www.theartleague.org).



## Figure Drawing: Long Pose

(Intermediate)

Lisa Semerad

Longer poses allow for focused, complete, or experimental study. Using clothed and nude models, poses range from one to six hours long. This class emphasizes composition, narrative, accuracy, style exploration, and creative approaches. Numerous drawing materials are demonstrated. Prerequisites are Basic Drawing and Figure Drawing. Model fees are extra.

**\$230 Fall & Spring** (9 weeks)  
Thursday 12:15pm–3:15pm

**\$230 Winter** (9 weeks)  
Thursday 12:30pm–3:30pm

**\$210 Summer** (4 weeks/8 sessions)  
Tues & Thurs 1:00pm–4:00pm (starts July 7)

## Artistic Anatomical Drawing

Rick Casali John Murray Thanasi Papapostolou

Discover the basic structure and anatomy of the human figure. Progressing sequentially, students learn to see anatomical form and render it effectively. Students work from a live model and lectures. Additional lectures and instruction are tailored to advanced students who may develop individual projects.

**\$230 Fall** (9 weeks)  
Tuesday 1:00pm–4:00pm Papapostolou  
Sunday 6:00pm–9:00pm Papapostolou

**\$230 Winter & Spring** (9 weeks)  
Tuesday 1:00pm–4:00pm Casali  
Sunday 6:00pm–9:00pm Murray

**\$200 Summer** (8 weeks)  
Tuesday 1:00pm–4:00pm Casali  
Sunday 6:00pm–9:00pm

Intermediate/Advanced

## The Figure and Portrait:

### A Modern Approach to Classical Drawing

Robert Liberace

This class explores beautiful master drawing techniques and the artists who used them. Using both authentic and contemporary materials, students study artists from Michelangelo to Ingres in order to develop a deeper understanding of the richness and power of their methods and materials. The fall and spring classes focus on red chalk, pencil, and silverpoint, while the winter class focuses on charcoal, pastel, and watercolor. Model fees are extra.

**\$395 Fall, Winter & Spring** (9 weeks)  
Friday 10:00am–3:00pm

## Expressive Figure Drawing

Susan O'Neill

Capture the vitality of the human form. Through classical and contemporary interpretations, this class concentrates on drawing the figure with confidence and energy. Students work from a model, exploring the relationships between line, form, and contrast to create dynamic and inspired work. See weekly demonstrations with charcoal, red chalk, and mixed media. Spontaneity is encouraged, however, an acute understanding of the human figure is taught and emphasized. Previous figure drawing experience is required. Model fees are extra.

**\$230 Fall, Winter & Spring** (9 weeks)  
Tuesday 9:30am–12:30pm

**\$180 Winter & Spring** (6 weeks)  
Sunday 2:30pm–5:30pm

**\$170 Summer** (6 weeks)  
Thursday 7:00pm–9:30pm (starts July 9)



Nataliya Gurshman–Ink

## Gesture in Pen & Ink

Jackie Saunders

With quick drawings in pen and ink, students capture the spirit and vitality of the human figure. Contour, cross-contour, and rhythmic lines interact with washes of diluted ink to create expressive, lively figure drawings. Model fees are extra.

**\$230 Fall** (9 weeks)  
Sunday 2:00pm–5:00pm

## Gesture Drawing (Beginning/Intermediate)

John Murray

This class provides students with an understanding of gesture drawing. Working from models, students learn to draw using contour, rhythm, mass, and shape. Participants also learn how to draw quickly and more efficiently. Using a modernist approach, students learn to be economical and spirited when capturing the pose. Any model fees are extra.

**\$230 Fall, Winter & Spring** (9 weeks)  
Saturday 9:30am–12:30pm

## Digital Illustration

Stephen Procopio Chris Bonnell

For a full description of this class, please see page 33.

**\$210 Fall, Winter, & Spring** (9 weeks)  
Monday 7:00pm–9:30pm Procopio

**\$180 Summer** (7 weeks)  
Monday 7:00pm–9:30pm Bonnell

## Comic Boot Camp

Chris Bonnell

For a full description of this class, please see page 33.

**\$210 Fall & Spring** (9 weeks)  
Thursday 7:00pm–9:30pm

Register online at [www.theartleague.org!](http://www.theartleague.org!)



## Manga and Comics

Sean Hill

For a full description of this class, please see page 33.

**\$210** Fall, Winter, & Spring (9 weeks)  
Sunday 8:00pm–10:30pm

## Illustration / The Visual Story

Kate Samworth

For a full description of this class, please see page 33.

**\$185** Fall (7 weeks)  
Saturday 1:00pm–4:00pm (No classes: Oct 19 & 26)

**\$230** Winter & Spring (9 weeks)  
Saturday 1:00pm–4:00pm

**\$175** Summer (6 weeks)  
Saturday 1:00pm–4:00pm (Starts July 11)

## Making Comics (Beginning/Intermediate)

David Carter

For a full description of this class, please see page 33..

**\$175** Winter & Summer (6 weeks)  
Thursday 7:00pm–10:00pm  
(starts: Winter-Jan 30, Summer-July 9)

## Composition & Design Fundamentals

Lisa Semerad

The foundation of strong imagery is design. Students learn to recognize and control movement within the picture plane through the study of shape, value, color, pattern, line, and texture. Most exercises are in abstract form, but relate to both abstract and representational art. No previous drawing experience needed.

**\$210** Fall (9 weeks)  
Tuesday 1:00pm–3:30pm

## Design and Composition 2

Lisa Semerad

Build on the concepts learned in Composition & Design Fundamentals. Representation, depth, transparency, movement, narrative and color are added to the design equation. Students utilize these visual concepts to create more intensive, emotionally powerful, cohesive works of art. Group critiques enrich the class. Abstract and representational artists are welcome with previous experience in individually chosen media is required. Acrylics, oil bars, oil and chalk pastels but no oil paint permitted.

**\$210** Winter (9 weeks)  
Saturday 1:00pm–3:30pm

## Colored Pencil Drawing Continued

Lisa Semerad

This class is for people with a basic understanding of color selection and technique who wish to work on their own projects. Topics covered include composition, continuity, concept, and finish. Demonstrations are tailored to student's requests and as issues arise. Bring supplies to first class.

**\$230** Fall, Winter & Spring (9 weeks)  
Tuesday 9:30am–12:30pm

## Pencil Techniques

Lisa Semerad

Learn the unique properties of graphite, from its range of hardnesses and types to the effect of paper choices. Techniques include blending, erasing, indenting, making transfers, and using powders. Participants use their own photos and props or those supplied by the teacher, while practicing both expressive and realistic line work. This class is suitable for all levels, however previous drawing experience is required. Materials for this class are simple and inexpensive.

**\$210** Spring (9 weeks)  
Tuesday 1:00pm–3:30pm

## Drawing and Painting Projects

Lisa Semerad

Students familiar with their media find the time and counsel to bring their ideas to fruition. Any style or medium is welcome. Emphasis is on composition, narrative, color, technique, and unity. Class time includes teacher demonstrations and individual help. Students supply their own photos or still life items to use, learning what to include or leave out of compositions.

**Fall, Winter & Spring** (9 weeks)

**\$370** Wednesday 10:00am–3:00pm  
**\$230** Wednesday 7:00pm–10:00pm

**Summer** (4 weeks)

**\$185** Wednesday 10:00am–3:00pm (starts July 8)  
**\$120** Wednesday 7:00pm–10:00pm (starts July 8)

## Open-Life Drawing Sessions

This monitored open studio is for participants of all levels who want to work from the model using their own media. Sessions require a minimum enrollment, thus registration is encouraged over drop-in, which is \$20 per session. Drop-in is for currently enrolled students and Art League members only. Two consecutive sessions run each term.

**Fall, Winter, Spring & Summer** (5 weeks)

**\$75** Monday 10:00am–3:00pm  
(starts: F-9/23, W-1/13, Sp-4/13, Su-6/22)

**\$65** Friday 1:00pm–5:00pm  
(starts: F-9/27, W-1/17, Sp-4/17, Su-6/26)

**Fall, Winter, Spring & Summer** (4 weeks)

**\$65** Monday 10:00am–3:00pm \*\$20/drop-in  
(starts: F-10/28, W-2/17, Sp-5/18, Su-7/27)


**\$55** Friday 1:00pm–5:00pm \*\$20/drop-in  
(starts: F-11/1, W-2/21, Sp-5/22, Su-8/7)

Jin Chung—Charcoal



## Term Registration Dates:

Fall - Aug 12, Winter - Nov 4, Spring - Feb 10, Summer - May 11



Peter Ulrich—Watercolor

### Watercolor from Start to Finish

Gwen Bragg Rachel Collins Jinchun Han  
Alice Kale Kim Stenberg

This class introduces classic watercolor techniques, building from simple to more complex. Topics include value, composition, color mixing, and control of the medium. Demonstrations are included, but painting from still life and photos is emphasized. Experienced students focus on assignments improving color handling, composition, and specific painting challenges.

#### Fall, Winter & Spring (9 weeks)

\$230	Monday	9:30am–12:30pm	(Fall & Spring)	Bragg
\$210	Monday	7:00pm–9:30pm	(Fall & Spring)	Bragg
\$210	Tuesday	7:00pm–9:30pm		Collins
\$230	Wed	9:30am–12:30pm		Collins
\$210	Wed	7:00pm–9:30pm		Stenberg
\$230	Saturday	9:30am–12:30pm		Stenberg
\$230	Saturday	1:00pm–4:00pm	(No Spring)	Kale
\$190	Sunday	10:30am–1:00pm	(8 wks)	Han

#### Summer (6 weeks)

\$180	Monday	9:30am–12:30pm	(starts July 13)	Bragg
\$170	Monday	7:00pm–9:30pm	(starts July 13)	Bragg
\$185	Wed	7:00pm–9:30pm	(7 weeks)	Stenberg
\$180	Saturday	9:30am–12:30pm	(starts July 11)	Stenberg
\$210	Saturday	1:00pm–4:00pm	(8 weeks)	Kale
\$160	Sunday	10:30am–1:00pm	(starts July 12)	Han

### Beginning in Watercolor

Susan Herron

This class introduces the basics of color mixing, brush handling, and composition in watercolor with emphasis on creative interpretation and developing a unique point of view. Students receive individual attention while painting a variety of subject matter. There is some outdoor painting, weather permitting.

#### \$190 Fall (7 weeks)

Thursday 7:00pm–10:00pm (starts Oct 10)

#### \$230 Winter & Spring (9 weeks)

Thursday 7:00pm–10:00pm

#### \$175 Summer (6 weeks)

Thursday 7:00pm–10:00pm

### The Watercolor Experience

Peter Ulrich

Students develop confidence, consistency, and an individual style. Instruction includes class critique, demonstrations, and individual attention in solving problems in composition, value, and color harmony. The goal is to exploit the unique “magic” of watercolor with a variety of approaches. Beginners with some experience in drawing or other media are welcome.

#### \$230 Fall, Winter & Spring (9 weeks)

Friday 10:00am–1:00pm

Saturday 9:30am–12:30pm

### Watercolor Portraits

Kim Stenberg

Students learn to paint portraits in the expressive mediums of watercolor and gouache. The class focuses on drawing, skin tones, facial expressions, hair, clothes and background. After working on watercolor paper, participants work on non-traditional supports such as Aquaboard and wood, students work from photo references. All skill levels are welcome.

#### \$230 Fall, Winter, & Spring (9 weeks)

Thursday 1:00pm–4:00pm

### Gesture in Pen & Ink

Jackie Saunders

With quick drawings in pen and ink, students capture the spirit and vitality of the human figure. Contour, cross-contour, and rhythmic lines interact with washes of diluted ink to create expressive, lively figure drawings. Model fees are extra.

#### \$230 Fall (9 weeks)

Sunday 2:00pm–5:00pm

### Term Start Dates:

Fall - Sept 23, Winter - Jan 13, Spring - April 13, Summer - June 22



## Experiments in Watercolor

Kim Stenberg

Watercolor has a reputation for being difficult and unforgiving. Do Not Be Discouraged! Watercolor can be many things; tight and controlled, loose and fresh, or spontaneous and fun! Students focus on the latter, trying and mastering this medium through accessible projects alone or with gouache, colored pencils, oil pastels and more. Students of all levels are welcome.

**\$230 Winter (9 weeks)**  
Monday 9:30am–12:30pm

## Watercolor as a Drawing Medium

Avis Fleming

Watercolor and line combine well, helping artists work quickly, indoors and out with all subjects– people, buildings, still life, landscape. The combination can produce works that have strong light planes and descriptive line. It is an approach that can be used for quick sketches or longer studies. Emphasis is on mixing colors, combining pen or pencil with paint, leading to individual expression by all students. All levels welcome.

**\$210 Winter (9 weeks)**  
Thursday 10:00am–12:30pm

## Faces in Watercolor

Jackie Saunders

Draw and paint human faces using shape, proportion, sighting techniques, contour and cross-contour line. Students learn to mix warm and cool flesh tones from fresh washes of watercolor pigment and define features with clean, descriptive shadow shapes. Correct placement of the features is taught to capture not only the likeness but the spirit of the model. Model fees are extra.

**\$180 Winter (6 weeks)**  
Sunday 2:00pm–5:00pm

## Sumi-É: East Asian Brush Painting

Charlene Fuhrman Schulz

This class is for artist interested in learning and improving their techniques of asian brush painting. Classes include lessons for beginning through advanced level painters. Subject matter is nature ranging from the basics of flowers and birds to complex landscapes. The instructor explains traditional and experimental schools of this art form, as well as composition and design.

**Fall & Spring (9 weeks)**  
\$225 Tuesday 1:00pm–4:00pm  
\$205 Tuesday 7:00pm–9:30pm

**Winter (8 weeks)**  
\$200 Tuesday 1:00pm–4:00pm  
\$185 Tuesday 7:00pm–9:30pm

**Summer (6 weeks)**  
\$150 Monday 7:00pm–9:30pm (starts July 6)

## Watercolor: Moving On

Gwen Bragg

Students with some experience in watercolor delve into challenging topics like mixing and using color, composing a successful painting, experimental approaches, developing style and theme, as well as seeing and capturing the effects of light.

**\$230 Fall & Spring (9 weeks)**  
Tuesday 9:30am–12:30pm  
Tuesday 1:00pm–4:00pm

**\$180 Summer (6 weeks)**  
Tuesday 9:30am–12:30pm (starts July 14)  
Tuesday 1:00pm–4:00pm (starts July 14)

(Advanced/Intermediate)

## Watercolor Through Art History

Leigh Culver

Experienced watercolorists deepen their repertoire of creative strategies through close looking at art historical precedents from Renaissance to contemporary paintings. Approaches to paint application, color, composition, scale, rhythm, and more inspire our work from still lifes, personal photographs, and outdoor subjects. Each semester includes a museum visit and plein air day. Group critiques and individual's objectives are a crucial part of every meeting.

**\$320 Fall & Winter (9 weeks)**  
Tuesday 9:30am–2:00pm

**\$275 Spring (7 weeks)**  
Tuesday 9:30am–2:00pm

## Expressive Watercolor

Susan O'Neill

Explore the expressive character of painting with watercolor. Observing and interpreting the dynamic relationships between elements in the pictorial space, students work to capture the vitality of interior, still life, plein air, or human figure subjects. Focus includes color, balance and harmony, rhythm, composition, and brush control. Creation of compelling and vibrant compositions with personal interpretation is the goal. A \$10 model fee is payable to the instructor.

**\$230 Fall & Spring (9 weeks)**  
Thursday 9:30am–12:30pm

**Winter (9 weeks)**

\$210 Monday 7:00pm–9:30pm

\$230 Tuesday 1:00pm–4:00pm

**\$175 Summer (6 weeks)**  
Thursday 9:30am–12:30pm (starts July 9)

## Gestural Florals

Jackie Saunders

Participants paint flowers as living, moving “little people.” The individual personalities of flowers are captured with rhythmic contour line and fresh washes of undiluted pigments mixing directly on the paper. Students are encouraged to strive for a lively expression, not botanical accuracy. Students bring their own arrangements of flowers.

**\$175 Spring (6 weeks)**  
Sunday 2:00pm–5:00pm

**\$175 Summer (6 weeks)**  
Wednesday 1:00pm–4:00pm

## Illustration / Visual Story

Kate Samworth


Students develop their skills in visual story-telling using traditional materials and personal style through a series of demonstrations and guided exercises. Coursework includes exploration of limited palettes, perspective drawing as a basis for invention, and expression through body language. Participants examine classic and contemporary examples of illustration at its best, from Renaissance painting to today's picture books.

**\$185 Fall (7 weeks)**  
Saturday 1:00pm–4:00pm  
(No classes on Oct 19 & 26)

**\$230 Winter & Spring (9 weeks)**  
Saturday 1:00pm–4:00pm

**\$175 Summer (6 weeks)**  
Saturday 1:00pm–4:00pm (starts July 11)

# Painting



Ted Reed—Oil

Beginning/Intermediate

## Painting (Oil or Acrylic)

Jin Chung Mary Beth Gaiarin Joey Manlapaz  
Nataliya Gurshman Milena Spasic

This class introduces the foundational concepts of oil and acrylic painting, covering composition, value, color, materials, and techniques. Students paint from still life or other reference materials. Drawing experience is helpful.

<b>\$230</b>	<b>Fall, Winter &amp; Spring</b>	<b>(9 weeks)</b>
Monday	9:30am–12:30pm	Chung
Monday	7:00pm–10:00pm	Manlapaz
Saturday	4:00pm–7:00pm	Spasic
Sunday	1:30pm–4:30pm	Gurshman
<b>\$210</b>	<b>Fall</b>	<b>(8 weeks)</b>
Wednesday	7:00pm–10:00pm (starts Oct 2)	Gaiarin
<b>\$210</b>	<b>Summer</b>	<b>(8 weeks)</b>
Monday	7:00pm–10:00pm	Manlapaz
Saturday	1:00pm–4:00pm	Spasic
Sunday	1:30pm–4:30pm	Gurshman
<b>\$190</b>	<b>Summer</b>	<b>(7 weeks)</b>
Wednesday	7:00pm–10:00pm	Gaiarin

## Foundation Painting

(All Levels)

Tania Karpowicz

This is a class about color: how its intensity, temperature, and value create space and how its understanding changes with visual context. Students progress through a series of projects with still life. Great for beginners, who are introduced to the core ideas of color at the start, this class is also helpful to advanced students who gain deeper understanding with each exercise repeated. Students meet exercises at their individual level.

<b>\$230</b>	<b>Fall, Winter &amp; Spring</b>	<b>(9 weeks)</b>
Tuesday	9:30am–12:30pm	
Saturday	9:30am–12:30pm	
<b>\$210</b>	<b>Summer</b>	<b>(8 weeks)</b>
Tuesday	9:30am–12:30pm	

## Pastel Painting Techniques

Nancy Freeman

Soft pastels have such vivid colors and a fast, forgiving nature. Gain an understanding of the concepts and techniques of pastel painting for all levels of experience. Students explore different subjects, textures, papers, and application techniques. Novices learn the basics, while experienced students develop their personal style and gain a deeper understanding of the medium.

<b>Fall &amp; Spring</b>	<b>(9 weeks)</b>
\$230 Tuesday 7:00pm–10:00pm	
\$385 Wednesday 10:00am–3:00pm	
<b>Winter</b>	<b>(7 weeks)</b>
\$185 Tuesday 7:00pm–10:00pm	(no class Feb 18)
\$295 Wednesday 10:00am–3:00pm	(no class Feb 19)

## Oil Painting

Ted Reed

Students with a solid grasp of oil painting fundamentals advance their understanding of color, composition, form, and materials. Intermediate students hone their skills and explore new challenges. Advanced students work with painting theory and focus on completing professional-quality work. Portrait, figure, and still-life painters are welcome. Model fees are extra for all students regardless of chosen subject matter.

<b>\$230</b>	<b>Fall, Winter &amp; Spring</b>	<b>(9 weeks)</b>
Tuesday	7:00pm–10:00pm	
Wednesday	9:30am–12:30pm	
<b>\$210</b>	<b>Summer</b>	<b>(8 weeks)</b>
Tuesday	7:00pm–10:00pm	
Wednesday	9:30am–12:30pm	

## Still Life in Oil

Elizabeth Floyd

This class concentrates on capturing the beauty found in simple things, elevating them into something more significant. Still life painting is fun in all aspects, whether you are exploring color, value, and composition, or whether you want to investigate how to paint the different textures and patterns found in objects, such as the shiny reflections of glass or the variegated colors found in a Macintosh apple. Setups are designed to teach painting fundamentals such as: seeing the big shapes, analyzing value shifts, controlling edge quality, and color mixing. All levels are welcome.

<b>\$230</b>	<b>Fall, Winter, &amp; Spring</b>	<b>(9 weeks)</b>
Tuesday	9:30am–12:30pm	

## Drawing and Painting Projects

Lisa Semerad

This class is for students familiar with their media who need time and counsel to bring their ideas to fruition. Any style or medium is welcome. Emphasis is on composition, narrative, color, technique, and unity. Class time includes teacher demonstrations and individual help. Students supply their own photos or still life items to use, learning what to include or leave out of compositions.

<b>Fall, Winter &amp; Spring</b>	<b>(9 weeks)</b>
\$370 Wednesday 10:00am–3:00pm	
\$230 Wednesday 7:00pm–10:00pm	
<b>Summer</b>	<b>(4 weeks)</b>
\$185 Wednesday 10:00am–3:00pm	(starts July 8)
\$120 Wednesday 7:00pm–10:00pm	(starts July 8)

## Term Registration Dates:

Fall - Aug 12, Winter - Nov 4, Spring - Feb 10, Summer - May 11



## Independent Painting

John Blee

This course provides an outlet to develop a personal pictorial language for both the beginner and the advanced painter. Painting subjects include the figure, still life, landscape, abstraction, and the imagination. Instruction is geared towards the individual student.

**\$230 Fall, Winter & Spring (9 weeks)**

Sunday 5:30pm–8:30pm

**\$210 Summer (8 weeks)**

Sunday 5:30pm–8:30pm

## Intermediate Painting (Oil or Acrylic)

Mike Francis

This class is designed for those with some background in painting and drawing and the more advanced. Students choose subject matter from photographs or still life, and learn new ways of improving their painting. Demos and short art history lectures, with emphasis on color and design are given. Discussions focus on ongoing work, materials, and painting methods.

**Fall, Winter & Spring (9 weeks)**

**\$230 Tuesday 7:00pm–10:00pm**

**\$310 Friday 10:00am–2:00pm**

## Trompe L'oeil and Photorealism

Patrick Kirwin

The difference between photorealism and trompe l'oeil is one of composition. Students learn this, as well as techniques for making texture and creating a perfect illusion. New students create an introductory project encompassing many techniques. Experienced students work on independent or instructor-designed projects. Acrylics are used to speed the learning process, but experienced artists may use oils. All media welcome.


**\$230 Fall, Winter & Spring (9 weeks)**

Monday 7:00pm–10:00pm

**\$210 Summer (8 weeks)**

Monday 7:00pm–10:00pm

Elizabeth Floyd—Oil



Bobbi Pratte—Oil

## Portrait and Figure Painting

Jin Chung

Students improve their observational skills and gain an understanding of color and value. Emphasis is on completing and refining one's work in oil or pastel painting. Model fees are extra.

**\$230 Fall, Spring & Winter (9 weeks)**

Wednesday 7:00pm–10:00pm (Fall 8 wks)

**\$210 Summer (8 weeks)**

Wednesday 7:00pm–10:00pm

(Intermediate)

## Portrait and Still Life Painting in Oil or Pastel

Danni Dawson

Students enjoy a 3- to 5-week pose to produce a finished painting. Participants study the structure of the head, skull, muscles, planes on the face, and features. Students also learn to create skin tone through color studies. Homework assignments deal with clothing and background. The instructor demonstrates "alla prima" (wet-on-wet) painting and glazing. Portrait and still life painters are welcome. Model fees are extra.

**\$390 Fall, Winter & Spring (9 weeks)**

Thursday 9:30am–2:30pm

Saturday 9:30am–2:30pm

Intermediate/Advanced

## The Classical Portrait and Figure

Robert Liberace

This class focuses on the two most important traditions in classical painting—Disegno and Colore. The first half of the term looks at the sculptural Tuscan approach of Disegno: a developed grisaille and subsequent layers of glazed paint. The second half of the term features the painterly Venetian practice of Colore which relies on direct application of paint. Model Fees are extra.

**\$325 Fall, Winter & Spring (9 weeks)**

Friday 3:30pm–7:30pm



Mary Beth Galarin—Acrylic

### Urban Landscapes

Joey Manlapaz

Referencing cityscapes by Pissaro, Hopper, or Estes, students paint from personal photos of favorite urban settings. Discover the grid system to create aerial perspective and learn about light, space, color mixing, and painting techniques. Students are generally able to complete one or two large format works.

**\$285 Summer (7 weeks)**  
Tuesday 10:30am–3:30pm

### Landscape Painting

Fred Markham

This outdoor class focuses on composition, value, and color relationships. Students examine the property of light and how it reveals form and color. Instruction includes demonstrations for newcomers to plein air (outdoor) painting. Class is held indoors during inclement weather. Locations may not be metro accessible and students are responsible for their own transportation.

**\$160 Fall & Spring (4 weeks)**  
Saturday 9:30am–1:30pm  
(Fall starts Sept. 28; Spring starts Apr 25)

### Painting the Landscape

Bobbi Pratte

Explore both realist and expressive approaches to depicting the surrounding world. Students learn to show space on a 2-D surface through linear and atmospheric perspective, and examine composition, color, and techniques for the landscape painter. All levels welcome.

**\$230 Fall (9 weeks)**  
Monday 1:00pm–4:00pm (starts Sept 30)  
**\$230 Winter & Spring (8 weeks)**  
Monday 12:30pm–4:00pm

### Plein Air Landscape Painting (Intermediate)

Bethanne Kinsella Cople

Sara Linda Poly

This class focuses on simplifying the complex elements found in nature, building a solid composition, and choosing good subject matter. Students explore their personal reactions to the landscape while studying design, value, color, light patterns, and atmospheric perspective. Demonstrations, critiques, discussion of materials and techniques, and personal attention are included. Class meets at local parks. If the weather is extreme, class may be held indoors or may hold a make-up immediately following the last week of class. Students may be new to plein air and use any medium they are well-versed in.

**\$230 Fall (6 weeks)**  
Tuesday 10:00am–3:30pm (starts Oct 1) Cople  
**\$230 Spring (6 weeks)**  
Tuesday 10:00am–3:30pm (starts Apr 28) Poly

(Intermediate)

### Studio Landscape Painting for Plein Air Artist

Bethanne Kinsella Cople

This class focuses on simplifying the complex elements found in nature, building a solid composition, and choosing good subject matter. Students explore their personal reactions to the landscape while studying design, value, color, light patterns, and atmospheric perspective. Demonstrations, critiques, discussions of materials and techniques, and personal attention are included. Classes will be held in a classroom. We will work on studio paintings derived from outdoor sketches and photos.

**\$230 Winter**  
Wednesday 10:00am–3:30pm

### Abstract Painting (Oil or Acrylic)

Bryan Jernigan

This class develops students' painting skills through the self-expression of color and form. Students use color concepts from Post-Impressionism to Action Painting. This class examines the motifs of landscape, figure, and still life along with the classic compositional elements of line, balance, and contrast. Novice and experienced painters discover the different levels of abstract – from semi-abstract to non-representational. Students respond to color and emotion and document it in class. Knowledge of acrylics or oils is prerequisite.

**\$230 Fall, Winter & Spring (9 weeks)**  
Wednesday 7:00pm–10:00pm  
Saturday 1:00pm–4:00pm  
**\$145 Summer (5 weeks)**  
Wednesday 7:00pm–10:00pm  
Saturday 1:00pm–4:00pm

Term Start Dates:

F- Sept 23, W- Jan 13, Spr- April 13, Su- June 22.

Term Registration Dates:

Fall - Aug 12, Winter - Nov 4, Spring - Feb 10, Summer - May 11



## Abstract Painting

(All Levels)

Deanna Schwartzberg David Carlson

Students of all levels develop a working knowledge of abstract painting in acrylic, learning to see and interpret in new ways. Explore color, line, movement, and form through individual instruction and group discussion. Subjects include landscape, still life, figure, and non-representation. Model fees are extra.

**\$315 Fall & Summer** (9 weeks)  
Friday 10:00am–2:30pm Schwartzberg

**\$315 Spring** (9 weeks)  
Friday 10:00am–2:30pm Carlson/Schwartzberg

**\$315 Winter** (9 weeks)  
Friday 10:00am–2:30pm Carlson

## Abstract Art:

### New & Creative Approaches

(All Levels)

Delna Dastur

Students explore imaginative ways to create abstract art by using a wide array of materials such as charcoal, pastel, ink, and paint. Students study line, color, and composition along with new methods to create texture, layers, and bold marks. A different contemporary artist is introduced in each class to inspire new approaches to abstraction. Critiques and demonstrations contribute to this intuitive process.

**\$270 Fall** (9 weeks)  
Tuesday 1:00pm–4:30pm

**\$270 Spring** (9 weeks)  
Tuesday 1:00pm–4:30pm

## Into Abstraction

(All Levels)

John Blee

Students approach abstract art through still life, figure, and landscape painting. Explore abstract form and image as the class progresses. Working with form, composition, line, and color, students search for their own interpretive style. Teacher provides individualized instruction for each student.

**\$230 Fall, Winter, Spring** (9 weeks)  
Wednesday 1:00pm–4:00pm

**\$180 Summer** (6 weeks)  
Wednesday 1:00pm–4:00pm

## Making Your Mark in Abstract Acrylic

Marsha Staiger

Spending Monday with Marsha is a great way to find one's voice with acrylic paint. This class is for students interested in exploring a personal direction in creating a body of work. Students explore ideas using brainstorming inventive interaction with classmates, and personal reactions with the instructor. The process leads to acquiring and polishing technical skill.

**\$395 Fall, Winter** (8 weeks)  
Monday 10:00am–4:00pm

**\$445 Spring** (9 weeks)  
Tuesday 10:00am–4:00pm

## Developing the Narrative

Beverly Ryan

Students link storylines and visual elements to say something with paint. Approaching content through personal experience, gestural drawing or painting, and experimentation with seemingly random ideas, participants make discoveries leading to individualistic work. Risk-taking, intuitive problem-solving, and discussion lead students to insightful solutions and an individual vocabulary of forms.

**\$270 Fall, Winter & Spring** (9 weeks)  
Tuesday 1:00pm–4:30pm



Joey Manlapaz—Oil

## Abstract in Oil or Acrylic: Beyond the Tangible

Beverly Ryan

This class focuses on the development of non-objective paintings. Beginners concentrate on painting basics and composition while the advanced reach into 20th century and contemporary abstraction. All students explore personal expression, mark-making techniques and painting on a variety of surfaces. Pulling from the “real” world of figures and objects, the course investigates formal issues and new ways of working.

**Fall, Winter, & Spring** (9 weeks)  
\$300 Thursday 9:30am–1:30pm  
\$270 Sunday 10:30am–2:00pm

## Painting the Abstracted Narrative

Beverly Ryan

Working in acrylic or oil paint, students explore color, form, and content. Find your voice, learn new painting techniques, say something in your work whether it is abstract expression or representational imagery. Models for two classes. Shared model fee.

**\$215 Summer** (6 weeks)  
Thursday 9:30am–1:00pm  
Sunday 10:30am–2:00pm

## Fundamentals of Abstract Collage

Sharon Robinson

In this user-friendly experience, students become acquainted with various approaches to collage and techniques for making collage papers and other materials. Fundamentals of composition are covered by exploring shape, color, texture and other elements.

**\$210 Fall** (8 weeks)  
Thursday 1:00–4:00pm  
Thursday 7:00–10:00pm

**\$180 Summer** (7 weeks)  
Thursday 7:00–10:00pm (starts July 9)

## Painting and Collage

Sharon Robinson

Students combine traditional painting techniques with collage to produce pieces with texture and depth. Using watercolor paper or canvas, participants learn to develop richness and texture by layering papers, acrylics, inks and other materials. Students experiment with collaging into painted surfaces, and painting on collaged surfaces. Some prior painting experience is required.

**\$210 Winter (8 weeks)**

Thursday 1:00–4:00pm  
Thursday 7:00–10:00pm

## Enhanced Collage Techniques

Sharon Robinson

Rev up the collage experience with an expanded repertoire of materials and techniques. Work on wood or canvas as supports with an array of gels, household items, and alternative methods of attaching materials. Papers modified with stamps and other media are the starting point for these adventures.

**\$210 Spring (8 weeks)**

Thursday 1:00–4:00pm

## Dissecting Design through Collage

Sharon Robinson

Gain an enhanced understanding of composition and design concepts and how to apply them via collage. Through a variety of exercises, students break down composition and explore different strategies to construct successful abstract pieces using shape, color, value, texture and other design elements. Some time is devoted to creating collage materials to expand the range of design options. The main focus will be design concepts and how to apply them through the layering process.

**\$180 Summer (7 weeks)**

Thursday 1:00–4:00pm (starts July 9)

## Design in Abstract Acrylic

Marsha Staiger

Design is the foundation to any painting, and the elements of shape, color, and value enhance design. This class aims to answer the question, “What is good design?” Students discover how colors interact and value creates structure in their artworks. Participants leave with the skills, knowledge, and power to take their art to a new level and further their personal visions.

**\$390 Summer (8 weeks)**

Monday 10:00am–4:00pm

Nancy Freeman—Oil



Nancy McIntyre—Silk Screen

## Silk Screen Printing

Nancy McIntyre

Silk screen printing can fill a page with color in a single stroke or build layer upon transparent layer of intricate detail. Screen prints may be vibrant or subtle, sharp-edged or brushy and textured. In this class, students create hand-painted, hand-cut, and photographic stencils, and then print through them using water-based non-toxic inks. A lab fee of \$50, payable to the instructor, covers supplies and screen.

**\$240 Fall, Winter, Spring & Summer (9 weeks)**

Monday 12:30pm–3:30pm (Fall and Winter only)  
Monday 7:00pm–10:00pm

## Continuing Silk Screen Printing

Nancy McIntyre

For those who have taken screen printing at The Art League or have significant silk screen experience elsewhere, this class offers individual instruction as students follow their own path working in this versatile medium. Course limited to two students.

**\$240 Fall, Winter & Spring (9 weeks)**

Monday 4:00pm–7:00pm



**Silk Screen Open Studio**

Nancy McIntyre

This studio is for current or former Silk Screen Printing students at The Art League. For \$12.00/hour, currently enrolled or former silk screen students may work independently on a drop-in basis.

**Fall, Winter & Spring** (9 weeks)  
Monday 4:00pm–7:00pm

**Summer** (9 weeks)  
Monday 4:30pm–7:00pm

**Woodblock Printmaking**

Ed McCluney

This course is designed for beginners as well as accomplished printmakers. Woodblock printing is a direct and versatile printing process and one of the oldest methods of printing. Using gouges, students learn or improve cutting skills, create personal images and experiment with various types of wood and papers. Prints are hand-pulled by traditional rubbing methods or manual presses. Both black-and-white and color printing are explored. A \$40 materials fee is payable to the instructor.

**\$230 Fall & Spring** (9 weeks)  
Wednesday 7:00pm–10:00pm

**\$180 Summer** (6 weeks)  
Wednesday 7:00pm–10:00pm (starts July 8)

**Printmaking for Young People (ages 9–12)**

Eva Vacca

For a full description of this class, please see page 18.

**\$190 Fall, Winter & Spring** (8 weeks)  
Sunday 1:30pm–4:00pm

**Printmaking for Teens (ages 13 and up)**

Eva Vacca

For a full description of this class, please see page 17.

**\$190 Winter & Spring** (8 weeks)  
Sunday 10:30am–1:00pm

Discover Graphics Atelier, Inc with The Art League, offers a wide range of printmaking. Discover Graphics is a fully equipped printmaking studio with two etching and two lithographic presses and all the necessary equipment for quality printmaking. Experienced printmakers may apply to be an affiliate artists and pay a monthly fee to cover basic supplies and equipment during open studio hours. For information call 703 549 1381 or contact us at [www.discovergraphics.org](http://www.discovergraphics.org).

Supplies: Most supplies are available in the classroom. Other supplies are available in the Art League Store and will be discussed by the instructor at the first class.

**Etching and Intaglio Techniques (All Levels)**

Pam Day

Veronica Barker-Barzel Kelly

Etching is a technique that affords a wide tonal range and unlimited detail. Using zinc plates, students learn to produce images with line etching, aquatint, soft ground etching, and dry point techniques to produce images and small print editions. A \$40 lab fee is payable to instructor.

**\$230 Fall, Winter & Spring** (9 weeks)  
Tuesday 7:00pm–10:00pm Day

**\$180 Summer** (6 weeks)  
Tuesday 7:00pm–10:00pm Day

**Fall, Winter, Spring & Summer** (5 weeks)  
**\$230** Wednesday 11:00am–4:00pm Barker-Barzel Kelly

See Printmaking for Teens on page 17

**Lithography (Stone or Metal Plate) (All Levels)**

Lyla Shlon

Lithography enables artists to achieve multiple prints using a wide range of techniques, including crayon and pencil shading, washes, and pen and ink. Students learn to grind a stone and/or prepare a metal plate, develop an image, and print a small edition. A \$45 materials fee is payable to instructor.

**\$295 Fall & Spring** (6 weeks)  
Sunday 11:00am–4:00pm

**Woodblock Printmaking**

Jennifer Dunbar

Beginners and experienced printmakers explore a variety of woodblock printing methods. Using traditional tools and methods in creative ways, students create multi-layered reduction prints with oil-based ink and a printing press, as well as single-layer hand rubbed prints with water-based ink. Students also learn simple bookmaking and display techniques for their work. A \$40 lab fee is payable to the instructor.

**\$230 Fall, Winter, Spring & Summer** (9 weeks)  
Monday 7:00pm–10:00pm

**Monotype Printmaking**

Harriet Lawlor

Monotypes are one-of-a-kind prints created by a painterly method developed by the Impressionists. Students learn subtractive, additive, color blending, texture transfer, and more techniques. Monotypes can be abstract or realistic, and students are encouraged to work at their own pace, experimenting as they learn. A \$40 materials fee is payable to the instructor.

**\$230 Fall & Spring** (9 weeks)  
Friday 11:00am–2:00pm

**\$230 Winter & Summer** (9 weeks)  
Saturday 1:00pm–4:00pm

Intermediate/Advanced

**Intaglio Printmaking Projects and Techniques**

Pam Day

David Skibiak

Students refine their skills in intaglio, lithography, and monotype printing by focusing on individual or class projects. New and more advanced techniques are introduced for student exploration. This class is designed for students with at least one year of Beginning/Intermediate printmaking or instructor approval. A \$40 lab fee is payable to instructor.

**\$230 Fall & Spring** (9 weeks)  
Thursday 7:00pm–10:00pm Day

**\$230 Winter** (9 weeks)  
Thursday 7:00pm–10:00pm Skibiak

**\$180 Summer** (6 weeks)  
Thursday 7:00pm–10:00pm Day

Ed McCluney–Woodblock Print



# Photography



Andargé Asfaw—Photograph

## Introduction to Photography

Pete Duvall      Stephen Gosling

Learn how to use your camera beyond the “auto” mode. This nine week class will cover all the basics of your camera including exposure, white balance, ISO, and lens choices. There will also be discussion on downloading, editing and organizing your images. Each class includes a lecture and critique. Students shoot on their own each week and bring images in for discussion. Instructors may hold optional off site photo shoots. Students should bring a camera with charged batteries to class.

<b>\$220</b>	<b>Fall, Winter &amp; Spring</b>	<b>(9 weeks)</b>	
Thursday	10:00am–12:30pm		Gosling
Thursday	7:00pm–9:30pm	(Winter only)	Duvall
Sunday	5:00pm–7:30pm		Gosling

### Summer

<b>\$220</b>	<b>Wednesday</b>	<b>7:00pm–9:30pm</b>	<b>(9 weeks)</b>	<b>Duvall</b>
<b>\$195</b>	<b>Sunday</b>	<b>5:00pm–7:30pm</b>	<b>(8 weeks)</b>	<b>Gosling</b>

## Introduction to Photography

Andargé Asfaw

Learn the fundamentals of photography using either a film or a digital camera. Students become proficient in the use of their cameras including aperture, shutter speed, and exposure. Class includes camera exercises, lectures, discussions, critiques, home assignments with reviews, and class field trips held during regular class time or on a Saturday. Field trips enhance the learning experience by providing one-on-one hands-on instruction. Please bring your camera manual to each class.

**\$220**    **Fall & Spring**    **(9 weeks)**

Wednesday	7:00pm–9:30pm
Thursday	7:00pm–9:30pm

**\$220**    **Winter**    **(9 weeks)**

Monday	7:00pm–9:30pm
Wednesday	7:00pm–9:30pm

**\$220**    **Summer**    **(9 weeks)**

Tuesday	7:00pm–9:30pm
Thursday	7:00pm–9:30pm

## Night Photography

Pete Duvall

This class explores time exposures at night, limited or controlled light sources, and catching movement. Students participate in bi-weekly shoots in the area, critiques, and technical discussions. A camera with manual capability, a small notebook, a tripod, and a working knowledge of photography are required.

**\$220**    **Fall & Spring**    **(9 weeks)**

Thursday	7:00pm–9:30pm
----------	---------------

## Intermediate Photography I

Pete Duvall

This class is for those who are familiar with their camera and would like more in-depth discussion on developing composition and style while honing and adding techniques, and discussing equipment choices. Included are weekly critiques of student work. A manually operated camera, film or digital, and comfort shooting in manual mode is required.

**\$220**    **Fall & Winter**    **(9 weeks)**

Wednesday	7:00pm–9:30pm
-----------	---------------

## Intermediate Photography II

Pete Duvall

This class is for those who have completed Intermediate I and look to further their study of photography. With a concentration on fine art photography, this class focuses on refining technique and composition, as well as developing themes into cohesive bodies of work. Class includes weekly assignments and critiques.

**\$220**    **Spring**    **(9 weeks)**

Wednesday	7:00pm–9:30pm
-----------	---------------

## Black & White Darkroom Photography

Alison Duvall

Learn the basics of darkroom photography, including how to develop film and print photographs in a traditional black and white darkroom. Any skill level is welcome. 35mm cameras and medium format cameras are welcome but not required. There are 35mm cameras and Holga cameras available to borrow.

**\$245**    **Fall, Winter & Spring**    **(9 weeks)**

Sunday	5:00pm–8:00pm
--------	---------------

**\$225**    **Summer**    **(6 weeks)**

Sunday	5:00pm–9:00pm
--------	---------------

**Remember to check for updates and additions at [www.theartleague.org](http://www.theartleague.org)**



# Teen Classes



Student at work—Wheel Techniques

## Creative Drawing and Painting for Teens

Karen Day

Teens wishing to expand their artistic skills, personal expression, and visual understanding in a structured format, use a variety of media to explore relationships between form, texture, and color. This class employs both traditional and abstract methods with an emphasis on design and composition.

**\$210** Fall, Winter & Spring (9 weeks)  
 Sunday 10:30am–1:00pm  
 Sunday 1:45pm–4:00pm

## Printmaking for Teens

(ages 13 and up)

Eva Vacca

This course covers a variety of printmaking techniques, including linocut and drypoint. Students explore the possibilities of color using monotype. Each printmaker has the opportunity to print his own t-shirt or tote-bag. There is a supply list for this class in school store. A materials fee is payable to instructor at first class.

**\$190** Winter & Spring (8 weeks)  
 Sunday 10:30am–1:00pm

## Introduction to Photography for Teens

Alison Duvall

Learn the fundamentals of photography, using either a film or a digital camera. Students become proficient in the use of their cameras including aperture, shutter speed, and exposure. Each class includes both a lecture and critique. Students shoot on their own each week and bring images to class for discussion.

**\$210** Winter (8 weeks)  
 Sunday 2:30pm–4:30pm

## Pottery Wheel Techniques for Youth (Ages 10–14)

Monie Callis

Get your hands dirty and learn how to create your own shell thrown pottery! This 9 weeks class will focus on basic throwing techniques through demonstrations and guided practice. Students will create a range of functional work including plates, cups, bowls, vases, and bird houses. Please bring apron! All other materials are supplied. Come join in on the fun!

**\$250** Fall, Winter, & Spring (9 weeks)  
 Saturday 10:00am–12:00pm

Term Start Dates: F - Sept 23, W - Jan 13, Spr - April 13, Su - June 22, Teen Workshops start June 15

Term Registration Dates:

Fall - Aug 12, Winter - Nov 4, Spring - Feb 10, Summer - May 11



Student work—Drawing

# Children's Classes

## Art Fun-damentals

(ages 5–8)

Deborah Clark Deborah Pawlik

Children discover the world of texture, line, shape, and color as they create original artwork. Students develop a wide range of skills including painting, drawing, collage, printmaking, and sculpture. Each term expands the artistic horizons of the children, whether they are new to art or repeating the class. A \$20 materials fee is payable to the instructor at the first class. Students need to purchase a few basic supplies in addition.

**\$195 Fall, Winter & Spring** (9 weeks)

Wednesday	4:00pm–6:00pm	Pawlik
Saturday	10:00am–12:00pm	Clark
Saturday	1:00pm–3:00pm	Clark
Sunday	11:00am–1:00pm	Clark
Sunday	1:30pm–3:30pm	Clark

**\$160 Summer** (7 weeks)

Saturday	10:00am–12:00pm	(starts July 11)	Clark
Saturday	1:00pm–3:00pm	(starts July 11)	Clark

## Basic Drawing for Young People

(ages 9–13)

Marcia Madison

Students are introduced to classical and contemporary notions of drawing, learning the language of two-dimensional space. Students explore composition, line, light, and shade.

**\$195 Fall, Winter & Spring** (9 weeks)

Sunday	1:30pm–3:30pm
--------	---------------

**\$195 Winter** (9 weeks)

Sunday	11:00am–1:00pm
--------	----------------

## Drawing and Painting

(ages 9–12)

Karen Day

Students study basic drawing and painting concepts. The class explores composition and color theory, introducing historical and contemporary art as inspiration. A multimedia approach helps students gain confidence with many materials.

**\$200 Fall, Winter & Spring** (9 weeks)

Saturday	9:30am–12:00pm
Saturday	1:00pm–3:30pm

## Manga, Comics & Cartooning

(ages 8+)

Sean Hill

Learn the basics of cartooning and drawing manga (Japanese-style comics)! Students get started with drawing fundamentals and are introduced to sequential art techniques. Students create a short comic to develop understanding of character design, basic anatomy, posing, and page layout, learning what it takes to create a comic from rough pencil to final print!

**\$200 Fall, Winter & Spring** (9 weeks)

Sunday	2:30pm–4:30pm
--------	---------------

**\$185 Summer** (8 weeks)

Sunday	2:30pm–4:30pm
--------	---------------

## Intermediate Manga, Comics & Cartooning

(ages 10+)

Sean Hill

Students develop skills with further instruction in comic-creation techniques. Emphasis is placed on improving visual storytelling and refining production processes such as drafting, inking and coloring. Students produce a short comic and receive coaching to take their art to the next level!

**\$200 Fall, Winter & Spring** (9 weeks)

Sunday	5:00pm–7:00pm
--------	---------------

**\$185 Summer** (8 weeks)

Sunday	5:00pm–7:00pm
--------	---------------

## Printmaking for Young People

(ages 9–12)

Eva Vacca

Students discover multiple printmaking techniques like collograph, relief and monotype, using non-toxic materials. Participants can create greeting cards from their prints, as well as print directly onto t-shirts with their relief block.

**\$190 Fall, Winter & Spring** (8 weeks)

Sunday	1:30pm–4:00pm
--------	---------------

Student work



Register online at [www.theartleague.org!](http://www.theartleague.org!)





Art Camp 2019

Unleash your child's imagination this summer! Art camp provides children a wonderful introduction to several forms of visual art. In our regular art camp, each day brings a new project that may include drawing, painting, printmaking, or sculpture. Specialty camps, like Drawing Camp or Painting Camp, focus on immersion in one particular medium.

Each week of our Art Camp is different. Register for multiple weeks throughout the summer for an immersive artistic experience! Tuition for full-day camps includes a supervised lunch hour. Combine regular and specialty camps, or two specialty camps, for a custom, full-day schedule! When creating a custom full-day camp, the \$35 per week charge for the supervised lunch hour must be added and campers bring their own food. (Combinable camps are denoted by an asterisk.)\*

## Art Camp

(ages 5–7) or (ages 8–11)

Enjoy the experience of art for five days. Each day brings a new project, and each week is different. All materials are provided.

\$345	June 15–19, 2020	(Mon–Fri)	9:30am–3:30pm
\$155	June 15–19, 2020	(Mon–Fri)	9:30am–12:00pm* or 1:00pm–3:30pm*
\$345	June 22–26, 2020	(Mon–Fri)	9:30am–3:30pm
\$155	June 22–26, 2020	(Mon–Fri)	9:30am–12:00pm* or 1:00pm–3:30pm*
\$295	June 29–July 2, 2020	(Mon–Thurs)	9:30am–3:30pm
\$135	June 29–July 2, 2020	(Mon–Thurs)	9:30am–12:00pm* or 1:00pm–3:30pm*
\$345	July 6–10, 2020	(Mon–Fri)	9:30am–3:30pm
\$155	July 6–10, 2020	(Mon–Fri)	9:30am–12:00pm* or 1:00pm–3:30pm*
\$345	July 13–17, 2020	(Mon–Fri)	9:30am–3:30pm
\$155	July 13–17, 2020	(Mon–Fri)	9:30am–12:00pm* or 1:00pm–3:30pm*
\$345	July 20–24, 2020	(Mon–Fri)	9:30am–3:30pm
\$155	July 20–24, 2020	(Mon–Fri)	9:30am–12:00pm* or 1:00pm–3:30pm*
\$345	July 27–31, 2020	(Mon–Fri)	9:30am–3:30pm
\$155	July 27–31, 2020	(Mon–Fri)	9:30am–12:00pm* or 1:00pm–3:30pm*
\$345	August 3–7, 2020	(Mon–Fri)	9:30am–3:30pm
\$155	August 3–7, 2020	(Mon–Fri)	9:30am–12:00pm* or 1:00pm–3:30pm*
\$345	August 10–14, 2020	(Mon–Fri)	9:30am–3:30pm
\$155	August 10–14, 2020	(Mon–Fri)	9:30am–12:00pm* or 1:00pm–3:30pm*

## Drawing Camp

(ages 8–11)

Students of all levels explore the concepts, skills, and fun of drawing in a relaxed and imaginative environment. Curriculum includes the basics of line, perspective, gesture, and form. All materials provided.

\$155	July 13–17, 2020	(Mon–Fri)	9:30am–12:00pm* or 1:00pm–3:30pm*
\$155	August 10–14, 2020	(Mon–Fri)	9:30am–12:00pm* or 1:00pm–3:30pm*

## Painting Camp

(ages 8–12)

Open to all levels to build painting skills in a relaxed and imaginative environment. Curriculum includes the basics of value, perspective, and color mixing. Projects may include acrylics or watercolors. All materials provided.

\$165	June 22–26, 2020	(Mon–Fri)	9:30am–12:00pm*
\$165	July 20–24, 2020	(Mon–Fri)	9:30am–12:00pm*
\$165	August 3–7, 2020	(Mon–Fri)	1:00pm–3:30pm*

## Cartooning Camp

(ages 8–12)

This camp explores the methods, techniques and procedures which are used in the creation of comic strips and comic books. The focus is on the basic principles of visual storytelling and drawing techniques that relate to the cartoon art form. All materials are provided.

\$160	June 15–19, 2020	(Mon–Fri)	9:30am–12:00pm*
\$160	July 13–17, 2020	(Mon–Fri)	9:30pm–12:00pm*
\$160	July 27–31, 2020	(Mon–Fri)	9:30pm–12:00pm* or 1:00pm–3:30pm*

## Photo Camp

(ages 8–11)

Alison Duvall

Students explore a variety of photography techniques including cyanotypes, photograms, the basics of black and white darkroom, and pinhole camera photography. All equipment, including cameras, and materials are provided.

\$180	June 22–26, 2020	(Mon–Fri)	1:00pm–3:30pm*
-------	------------------	-----------	----------------

## Ceramics Camp I: Handbuilding

(ages 10–13)

Students concentrate on developing ceramic skills in a relaxed and imaginative environment. All materials provided.

\$200	July 6–10, 2020	(Mon–Fri)	1:00pm–3:30pm*
\$200	August 3–7, 2020	(Mon–Fri)	1:00pm–3:30pm*

## Ceramics Camp II: Wheel Techniques

(ages 10–13)

Students with previous ceramics experience concentrate on developing wheel techniques in a relaxed and imaginative environment. Each day, students work on the potters' wheel. All materials provided.

\$200	July 13–17, 2020	(Mon–Fri)	1:00pm–3:30pm*
\$200	July 20–24, 2020	(Mon–Fri)	1:00pm–3:30pm*
\$200	July 27–31, 2020	(Mon–Fri)	1:00pm–3:30pm*

## Sculpture Camp

(ages 5–7)

The diversity of clay and other media is the focus of this camp on the third dimension. All materials provided.

\$190	June 22–26, 2020	(Mon–Fri)	9:30am–12:00pm*
\$190	July 20–24, 2020	(Mon–Fri)	1:00pm–3:30pm*

## Sculpture Camp

(ages 8–11)

The diversity of clay and other media is the focus of this camp on the third dimension. All materials provided.

\$190	June 22–26, 2020	(Mon–Fri)	1:00pm–3:30pm*
\$190	July 20–24, 2020	(Mon–Fri)	9:30am–12:00pm*

## Jewelry Camp

(ages 9–12)

Students explore various materials and techniques as they produce jewelry projects. All materials are included.

\$190	June 22–26, 2020	(Mon–Fri)	9:30am–12:00pm* or 1:00pm–3:00pm*
-------	------------------	-----------	--------------------------------------

## Fiber Camp

(ages 7–11)

Enjoy the experience of art through fiber for five straight days. Each day brings a new fiber technique such as weaving, surface design, basketry, felting, and more. All materials are included.

\$175	July 6–10, 2020	(Mon–Fri)	9:30am–12:00pm*
\$175	July 13–17, 2020	(Mon–Fri)	9:30am–12:00pm*
\$175	July 27–31, 2020	(Mon–Fri)	9:30am–12:00pm*

## Clay Animation Movie Camp

(ages 8–12)

Jesse Turnbull

This camp is ideal for anyone who has ever wanted to make his/her own animated movies. Students go through all the steps the pros take—from character creation to construction, sometimes even destruction! Students use real animator's clay, design sets, and work in small groups to make a 3-minute movie with sound and voices! Participants should bring a bag lunch. This class has a 12 student cap, and adults may not register.

\$345	July 27–31, 2020	(Mon–Thurs)	10:00am–2:30pm
\$345	August 3–7, 2020	(Mon–Thurs)	10:00am–2:30pm
\$345	August 17–21, 2020	(Mon–Thurs)	10:00am–2:30pm

Group Demonstration



## Painting & Drawing for Teens

(ages 14+)

This course strengthens artistic skills in a variety of media using traditional and abstract subject matter. Each lesson emphasizes composition and design. Projects are generally completed by the end of each class session, leading to a larger body of work for those developing a portfolio. Please come with all supplies.

\$190	July 6–10, 2020	(Mon–Fri)	9:30am–12:30pm or 1:00pm–4:00pm
\$190	July 20–24, 2020	(Mon–Fri)	9:30am–12:30pm or 1:00pm–4:00pm
\$190	July 27–Aug 31, 2020	(Mon–Fri)	9:30am–12:30pm or 1:00pm–4:00pm

## Manga Comic Workshop for Teens

Students learn to draw manga-style characters in this fun and creative workshop. Manga methods, designs, and techniques for creating engaging heroes with expressive eyes, unique hair, and awesome costumes are explored. Materials are included.

\$170	July 6–10, 2020	(Mon–Fri)	9:30am–12:00pm
\$170	July 13–17, 2020	(Mon–Fri)	1:00pm–3:30pm
\$170	July 20–24, 2020	(Mon–Fri)	9:30am–12:00pm

## Darkroom Photography for Teens

(ages 12+)

Alison Duvall

Students explore cyanotypes, photograms, pinhole cameras, and the basics of the black and white darkroom. All equipment and materials are provided. Students may bring their own 35mm film camera.

\$210	July 6–10, 2020	(Mon–Fri)	1:00pm–4:00pm
\$210	July 20–24, 2020	(Mon–Fri)	1:00pm–4:00pm

## Ceramics for Teens: Wheel Techniques

(ages 14+)

Students concentrate on developing potters' wheel techniques in a relaxed and imaginative environment. Each day, students work to make a variety of projects. All materials provided.

\$210	July 13–17, 2020	(Mon–Fri)	9:30am–12:00pm
\$210	July 27–31, 2020	(Mon–Fri)	9:30am–12:00pm

## Life Size Paper Maché

Lisa Schumaier

Students delve into realism, fantasy, or whimsy, creating 3-D, life-size figures out of paper, chicken wire, paint, and miscellaneous objects. A \$20 materials fee is payable to the instructor.

\$200	July 13–17, 2020	(Mon–Fri)	9:30am–12:30pm
-------	------------------	-----------	----------------

## Fashion Illustration Workshop for Teens

This course introduces basic illustration styles and techniques to aspiring fashion illustrators and designers. Students explore historic and contemporary fashion illustrations for inspiration. Students work on drawing, sketching, and textile rendering skills. Students draw poses from supplied fashion photos and render actual fabric samples for drape, texture, and pattern. Familiarity with drawing materials (pencil, ink, marker, gouache) is helpful.

\$170	August 10–14, 2020	(Mon–Fri)	9:30am–12:00pm
-------	--------------------	-----------	----------------

## Jewelry Workshop for Teens

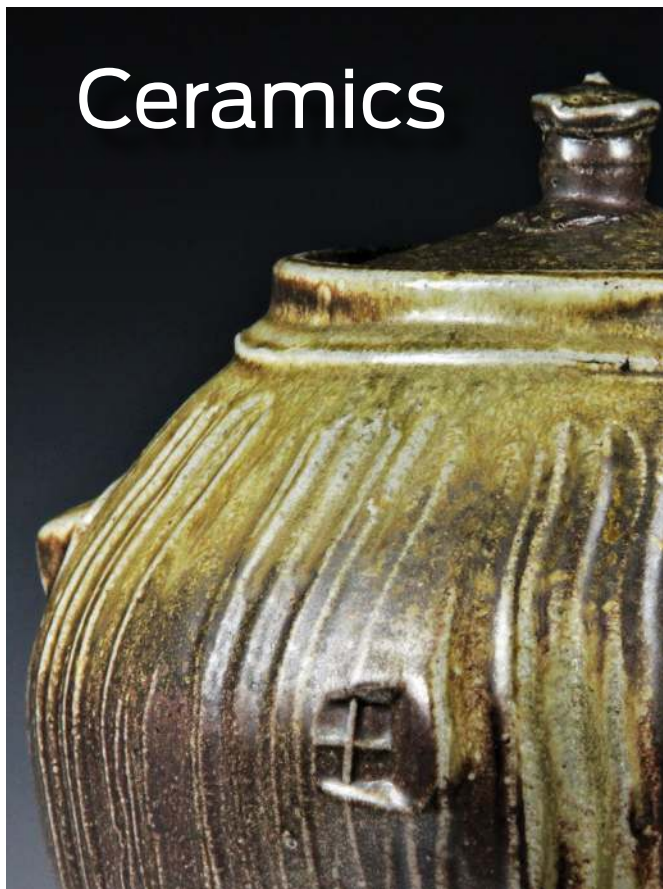
Nick Barnes

Participants make three projects: 1) forging and soldering a sterling silver ring, 2) cold connecting (riveting, entrapping, and bolting) to make a pin or pendant with Plexiglas, aluminum, brass, and cubic zirconia, 3) combining techniques to make an individual project. Students are encouraged to bring personal items to include in their final project. A \$45 materials fee, paid to the instructor, covers the cost of project-specific materials.

\$260	August 10–14, 2020	(Mon–Fri)	10:00am–3:00pm
-------	--------------------	-----------	----------------



# Ceramics



Blair Meerfeld—Ceramics

The Art League Ceramics program boasts large, bright, and well-equipped studios. Open studio time allows students to practice and expand their skills outside of class.

Workshops led by well known, established artists from around the country are offered throughout the year.

The Art League fires the majority of its work at cone six oxidation in electric and gas reduction kilns at no additional cost. The facility also fires with raku or wood kilns for an additional fee.

## Jumpstart in Ceramics

Blair Meerfeld

Have you always wanted to try pottery? In this one-time event, participants explore the creativity and diversity of clay in a fun, relaxed environment. Supplies are included.

\$50	August 24, 2019	(Saturday)	10:00am–12:30pm
\$50	January 11, 2020	(Saturday)	10:00am–12:30pm
\$50	August 29, 2020	(Saturday)	10:00am–12:30pm

Allison Severance—Ceramics



## Throwing/Handbuilding Ceramics

Carlos Beltrán Baldiviezo

Blair Meerfeld Ryan Rakhshan

Allison Severance Julia Walther

Brian Grow

Stew Rowels

Joan Ulrich

This class accommodates beginners and those with advanced skills. Students may choose to make pieces on the potters' wheel, handbuild, or take a sculptural approach to their work. Most instructors can teach all methods of construction. The tuition includes 25 pounds of clay, glazes, and electric kiln firing service. Students of all levels are welcome. New students may buy tools for approximately \$20 at the first class.

\$280	Fall, Winter, Spring & Summer	(9 weeks)
Monday	7:00pm–9:30pm	Walther
Monday	7:00pm–9:30pm	Meerfeld
Tuesday	10:00am–12:30pm	Meerfeld
Tuesday	1:00pm–3:30pm	Severance
Tuesday	4:00pm–6:30pm	Severance
Tuesday	7:00pm–9:30pm	Severance
Tuesday	7:00pm–9:30pm	Meerfeld
Wednesday	10:00am–12:30pm	Walther
Wednesday	7:00pm–9:30pm	Ulrich
Thursday	5:30pm–8:00pm	Meerfeld/Flohr
Thursday	8:00pm–10:30pm	Meerfeld/Flohr
Friday	10:00am–12:30pm	Grow
Friday	1:00pm–3:30pm	Rowels
Friday	7:00pm–9:30pm	Rowels
Sunday	9:30am–12:00pm	Rakhshan
Sunday	12:30pm–3:00pm	Rakhshan
Sunday	3:00pm–5:30pm	Rakhshan
Sunday	6:00pm–8:30pm	Beltrán Baldiviezo (handbuilding only)

## Creative Handbuilding Ceramics (adult)

Kathlyn Avila-Reyes

This class is designed for the experienced handbuilder who wants to create whimsical ceramic figures or projects of their own. Participants' imaginations are sparked with a variety of techniques. Specially tailored demonstrations and weekly feedback expands the creative possibilities. The fee includes 25 pounds of clay, glazes, and firing in the electric kiln.

\$280	Fall, Winter, Spring & Summer	(9 weeks)
Thursday	4:00pm–6:30pm	

## Surface Decoration

Jim Lieb

Students learn surface decoration techniques and finishing methods like silk screening and other image transfer techniques, mishima, brushwork, mold-making, texture, wax and latex resist, slip trailing, underglaze transfer, monotype, embossing and sgraffito. A variety of hand-building and tile-making approaches are explored. Discussions of form, function, and surface enhancement occur throughout demonstrations and projects.

\$280	Fall, Winter, Spring & Summer	(9 weeks)
Thursday	10:00am–12:30pm	

## Surface Decoration Techniques

Carlos Beltrán Baldiviezo

Find exciting alternatives to dipping, pouring, and brushing glazes: image transfer, decals, monotype, brushwork, patinas, embossing, sgraffito, stamping, stains, wax and lacquer resists, slips, mason stains, china painting, stencils, and faux glazes. Students learn a variety of handbuilding techniques and are encouraged to explore numerous approaches. Tuition includes clay, glazes, and firing in an electric kiln.

\$280	Fall, Winter, Spring & Summer	(9 weeks)
Wednesday	7:00pm–9:30pm	

Remember to check for updates and additions at [www.theartleague.org](http://www.theartleague.org)

## Wood Firing Workshop

Blair Meerfeld

Allison Severence

Discover the magic and kinship of firing your pottery in a wood-fired salt glaze kiln with wood-fire salt glaze potters Blair Meerfeld and Allison Severence! This is a unique and fun opportunity to decorate your pots naturally with flames, wood ash and salt! This workshop involves loading pots to their best surface advantage and includes discussions about the wood-firing process and theory, slipping and glazing techniques, stacking, and salting techniques. Students participate in the entire wood-firing experience, from loading, firing, and unloading the kiln and should bring pots to fill two 12 x 24 inch shelves within the wood kiln. The workshop is held at Allison's studio, Highfield Pottery, in northern Maryland.

\$200 Please see [theartleague.org](http://theartleague.org) for dates (Sat–Sun)

## Raku Firing Workshop

David Flohr

Experience the fascinating Raku firing process and discover its vibrant possibilities. Each participant may bring up to six pieces of previously bisque-fired ware. Glazes are included with the firing fee. Raku tongs and safety gear are furnished.

\$100	September 14, 2019	(Saturday)	10:00am–4:00pm
\$100	October 12, 2019	(Saturday)	10:00am–4:00pm
\$100	November 30, 2019	(Saturday)	10:00am–4:00pm
\$100	January 11, 2020	(Saturday)	10:00am–4:00pm
\$100	February 22, 2020	(Saturday)	10:00am–4:00pm
\$100	March 28, 2020	(Saturday)	10:00am–4:00pm

## Master Hand Building with Sunshine Cobb

Sunshine Cobb

Discover hand-building basics: soft slab, hard slab, and coil construction! Using cups as the skill-building object, students have the opportunity to practice and refine new techniques several times over. Sunshine demonstrates trimming and building feet for cups/pots and addresses developing visual and tactile surface texture. Participants also use bisque models and design templates as another means of creating a form. Enjoy a couple of fun-filled days with Sunshine Cobb, who graduated from California State University of Sacramento with a BA in Studio Arts and earned an MFA in Ceramics from Utah State University. Sunshine has received esteemed honors in the field, including being named 2013's Emerging Artist by both the NCECA and Ceramics Monthly.

\$5	April 24, 2020	(Friday; Lecture)	7:00pm–9:30pm
\$180	April 25&26, 2020	(Sat –Sun; workshop)	10:00am–4:00pm

Sunshine Cobb—Ceramics



George Tkabladze—Marble

## Beginning/Intermediate Sculpture

George Tkabladze

This course introduces the techniques and skills to achieve artistic expression through volume. Free to explore abstract or representational projects, students may work with a model, or bring in their own concepts for sculptures. Instructor guides students on particular methods to best produce their works. The fee includes two bags of clay. Model and firing fees are extra.

**\$270 Fall, Winter & Spring (9 weeks)**

Thursday	1:00pm–4:00pm
Saturday	1:00pm–4:00pm

**\$250 Summer (8 weeks)**

Thursday	1:00pm–4:00pm
Saturday	1:00pm–4:00pm

## Wood and Stone Sculpture

George Tkabladze

Students learn the techniques and skills to sculpt in the ancient mediums of wood and stone, starting with the sketch and continuing to carve, finish, patina, and mount the piece on a base. Students work on an individual project in the medium they choose. The studio is equipped with tools. Wood and stone are available for purchase in class.

**\$250 Fall, Winter & Spring (9 weeks)**

Wednesday	9:30am–12:30pm
Thursday	9:30am–12:30pm
Thursday	7:00pm–10:00pm
Saturday	9:30am–12:30pm

**\$230 Summer (8 weeks)**

Wednesday	9:30am–12:30pm
Thursday	9:30am–12:30pm
Thursday	7:00pm–10:00pm
Saturday	9:30am–12:30pm





## Sculptural Composition

George Tkabladze

Students use the sculpture basics acquired in previous classes to advance from simply sculpting from “study materials” to developing and creating their own advanced compositions - either figurative or abstract. The class focuses on expressing emotion, ideas, creative energy in art motifs using learned compositional techniques. Work is executed using clay or Plasticine. Tuition includes 1 bag of clay but does not include Plasticine.

**\$255 Fall, Winter & Spring (9 weeks)**  
Wednesday 1:00–4:00pm

**\$235 Summer (8 weeks)**  
Wednesday 1:00–4:00pm

## Relief Sculpture, Low to High: Bas Relief, Haute Relief & More

George Tkabladze

This class introduces students to the principles of relief sculpture, which bridge two-dimensional and three-dimensional art. Reliefs range from a very shallow depth to being almost sculpture in the round. Students explore different styles and methods of relief, addressing perspective and depth as they build works from clay up and out of a flat surface. One bag of clay.

**\$225 Fall, Winter & Spring (9 weeks)**  
Saturday 4:30pm–7:00pm

**\$200 Summer (8 weeks)**  
Saturday 4:30pm–7:00pm

## Figure Sculpture

Rick Casali Thanasi Papapostolou John Murray

This class introduces the concepts and techniques of sculpting the human form. Students begin to develop the basic skills of clay modeling and figure assemblage, while learning to see, perceive, and reproduce the human form with all of its complexities. Live models and anatomical casts are used. Tuition includes two bags of clay. Model and firing fees are extra.

**\$270 Fall (9 weeks)**  
Tuesday 9:30am–12:30pm Papapostolou  
Tuesday 7:00pm–10:00pm Papapostolou  
Sunday 2:00pm–5:00pm Papapostolou

**\$270 Winter & Spring (9 weeks)**  
Tuesday 9:30am–12:30pm Casali  
Tuesday 7:00pm–10:00pm Casali

**\$270 Winter & Spring (9 weeks)**  
Sunday 2:00pm–5:00pm Murray

**\$250 Summer (8 weeks)**  
Tuesday 9:30am–12:30pm Casali  
Tuesday 7:00pm–10:00pm Casali

## Metal Sculpture

Brian Kirk

Students are introduced to metallurgy and learn how to weld mild steel plate and rod with oxyacetylene welding equipment to create decorative sculpture and furniture. After practicing on available scrap metal, students design their own projects that range from table-top sculpture to decorative furniture like coffee and side tables. Blacksmithing techniques are demonstrated to fold, bend and twist metal into new forms. Copper brazing and bronze brazing are demonstrated and incorporated into the welders' tool kit to supplement their understanding of metalworking. Volumetric, kinetic, geometric and linear sculpture creation are demonstrated by the instructor.

**\$320 Fall, Winter & Spring (9 weeks)**  
Monday 7:00pm–10:00pm

**\$300 Summer (8 weeks)**  
Monday 7:00pm–10:00pm

## Metal Sculpture

Donna Reinsel

This course is designed for both the absolute beginner and the experienced artist. Students learn oxyacetylene welding and cutting, metal-bending, drilling, grinding, finishing techniques, and proper safety precautions. Students design their own projects and create sculptural works as they hone metal working skills. Class provides individual attention and a hands-on approach.

**\$320 Fall, Winter, Spring & Summer (9 weeks)**  
Monday 10:00am–1:00pm  
Sunday 10:00am–1:00pm

## Steel Furniture Design and Construction

Donna Reinsel

Beginners and metalworkers of all skill levels become proficient in oxyacetylene steel fabrication as it applies to furniture making. With individual guidance, each student uses creative problem solving to design and build a small object such as a chair, table, lamp, chandelier, shelf or picture frame in a traditional, modern, or artistic style. Instruction covers steel selection, clamping, finishes, and the safe use of the drill press, plasma cutter, and MIG welder. Welding or design experience is not required.

**\$320 Fall, Winter, Spring & Summer (9 weeks)**  
Friday 6:30pm–9:30pm

## Otto(wo)man Project:

Steel, Wood, and Upholstery Ottoman Project Class

Donna Reinsel

The Art League partners with the Alexandria Seaport Foundation to teach the basics of welding, woodworking, and upholstery. Students build their own one-of-a-kind steel and hardwood storage ottoman, personalizing it with metal design motifs, hardwood choice, and fabric selection. Gain experience in the safe use of studio tools and equipment including oxy-acetylene gas welding, drill press, chop saw, disc grinder, table saw, jointer, planer, sander, clamps, and metal and wood finishing. This adventurous class is appropriate for any level of experience (or inexperience!) in steel work, wood work, or upholstery. All tools are provided. Materials may be purchased in class.

**\$320 Winter (10 weeks)**  
Friday 1:00pm–4:00pm

**\$320 Summer (10 weeks)**  
Sunday 2:00pm–5:00pm

## Creating the Modern Doll

Chris Malone

Students are shown the techniques used in making a free hand, “12 to 15” imaginative and original doll. Open to all skill levels, from beginner to advanced, the class focuses on creating heads with neck and breastplates, hands and feet out of cone 6 clay. The construction of wire armature bodies for the dolls is also covered. Tuition includes clay, glazes and bisque firing. A separate materials fee of \$20 is payable to the instructor at the first class.

**\$250 Fall, Winter, Spring & Summer (9 weeks)**  
Saturday 9:30am–12:30pm

Donna Reinsel—Metal Stool





Anita Bucsay Damron—Mosaics

## Stained Glass

Jimmy Powers      Stephen Sherwin

Beginning students learn basic techniques to make a small stained glass panel: design, cutting, foiling and/or leading, soldering, puttying, applying a patina, and framing. Returning students hone skills and learn new techniques for advanced projects. (Pregnant women should check with their doctor before enrolling.) Supplies are discussed at the first class.

**\$225**    Fall, Winter, Spring & Summer      (9 weeks)

Monday	7:00pm–9:30pm	Powers
Tuesday	10:00am–12:30pm	Sherwin
Tuesday	7:00pm–9:30pm	Powers
Wednesday	7:00pm–9:30pm	Powers
Saturday	10:00am–12:30pm	Sherwin
Saturday	1:00pm–3:30pm	Sherwin

## Mosaics

Anita Bucsay Damron

Students design and create a mosaic using materials like glass, ceramic, stone, shell, metal, and polymer. Planning, design, material selection, methods, and tools are covered. Several projects are offered, or students may pursue an independent project with instructor approval. (No projects taught in the specialty workshops are offered in this course.) A materials fee of \$90 for new students is payable to the instructor.

**\$205**    Fall, Winter & Spring      (9 weeks)

Tuesday	10:00am–12:30pm
Thursday	7:00pm–9:30pm
Sunday	6:00pm–8:30pm

**\$150**    Summer      (6 weeks)

Thursday	7:00pm–9:30pm
Sunday	6:00pm–8:30pm

## Classical Mosaic in Unglazed Porcelain

Anita Bucsay Damron

Explore making mosaic by the traditional indirect method using modern materials. Unglazed porcelain is ideal for both interior and exterior works and is available in natural matte colors. Patterns are provided, however students are welcome to use their own image with instructor approval. No prior mosaic experience necessary, all skill levels welcome. A \$90 materials fee payable to the instructor covers materials for one small interior project and one small exterior project. Classroom tools are available for use; however, porcelain nippers are recommended.

**\$205**    Fall      (9 weeks)

Thursday	1:00pm–3:30pm
----------	---------------

## Mosaic Collage

Anita Bucsay Damron

Create a lovely mosaic collage using stones, polished gems, smalti, stained glass, wire, beads and more. Suggested designs are provided, however students may develop their own theme. Participants are encouraged to bring in small found objects, beads or other materials that might add a touch of nostalgia. A materials fee of \$90 payable to the instructor includes a wide variety of materials and use of classroom tools.

**\$205**    Winter

Thursday	1:00pm–3:30pm
----------	---------------

## Mosaic Workshops with Anita Bucsay Damron

### Jumpstart in Mosaic

\$110	September 10 & 12, 2019	10:00am–4:00pm (Tuesday) & 10:00am–12:00pm (Thursday)
\$110	September 8 & 10, 2020 (Tuesdays)	10:00am–4:00pm & 10:00am–12:00pm

### Mosaic Stepping Stones

\$115	June 9 & 11, 2020	10:00am–4:00pm (Tuesday) & 10:00am–12:00pm (Thursday)
-------	-------------------	--

### Micro-Mosaic Jewelry

\$105	December 14, 2019	(Saturday) 10:00am–4:00pm
-------	-------------------	---------------------------

### Mosaic Tapestry

\$200	March 28 & 29, 2020	(Sat–Sun) 10:00am–4:00pm
-------	---------------------	--------------------------

### Mosaic in Smalti and Stone

\$110	January 4, 2020	(Saturday) 10:00am–4:00pm
-------	-----------------	---------------------------

See full details at [www.theartleague.org](http://www.theartleague.org)!

Jimmy Powers—Stained Glass







Nick Barnes – Gemstone Bracelet

The Art League's jewelry program teaches art jewelry and small metal object creation and design. Classes are suited for beginners, unless noted. The studio is equipped with an extensive assortment of tools and machines. Tools and supplies are discussed during the first class. A \$20 lab fee is payable at the first class to cover consumables, enameling classes have a \$30 fee. Tool kits may be rented for the duration of a jewelry class or purchased for home use.

## Metal Jewelry

Nick Barnes Tina Chisena Gretchen Raber

Design and create stunning art jewelry from silver sheet, wire, and other metals. Beginners explore essential skills: layout, sawing, soldering, forming, surface texturing, chain making, simple stone setting, and finishing. Advanced students expand skills with an emphasis on creativity, design, and play. Exploring materials and techniques such as colored metals, woods, Lucite, precious metals, cold connection riveting and stamping, participants broaden their design repertoire. All students benefit from individual attention as they build their jewelry skills.

### Fall (5 weeks)

\$280	Monday	10:00am–3:00pm	(starts: Sep 30)	Raber
\$230	Monday	10:00am–3:00pm	(starts: Nov 4, 4 wks)	Raber
\$200	Monday	7:00pm–10:00pm	(starts: Oct 7)	Chisena
\$280	Wed	10:00am–3:00pm	(starts: 9/25, 10/30)	Barnes
\$200	Wed	7:00pm–10:00pm	(starts: 9/25, 10/30)	Barnes
\$280	Saturday	10:00am–3:00pm	(starts: Sept 28)	Barnes
\$280	Saturday	10:00am–3:00pm	(starts: 11/2)	Barnes

### Winter (5 weeks)

\$280	Monday	10:00am–3:00pm	(starts: Jan 13, Feb 17)	Raber
\$280	Wed	10:00am–3:00pm	(starts: 1/15, 2/19)	Barnes
\$200	Wed	7:00pm–10:00pm	(starts: 1/15, 2/19)	Barnes
\$280	Saturday	10:00am–3:00pm	(starts: Jan 18)	Barnes
\$230	Saturday	10:00am–3:00pm	(starts: 2/22, 4 wks)	Barnes

### Spring (5 weeks)

\$280	Monday	10:00am–3:00pm	(starts: Apr 13)	Raber
\$230	Monday	10:00am–3:00pm	(4 wks, starts: 5/18)	Raber
\$280	Wed	10:00am–3:00pm	(starts: 4/15, 5/20)	Barnes
\$200	Wed	7:00pm–10:00pm	(starts: 4/15, 5/20)	Barnes
\$280	Saturday	10:00am–3:00pm	(starts: May 23)	

### Summer (5 weeks)

\$200	Monday	7:00pm–10:00pm	(starts: July 6)	Chisena
\$280	Wed	10:00am–3:00pm	(starts: July 8)	Barnes
\$200	Wed	7:00pm–10:00pm	(starts: July 8)	Barnes
\$280	Saturday	10:00am–3:00pm	(starts: July 11)	Barnes

## Metalwork & Jewelry for Beginners

Michael Brehl

Discover the foundations of jewelry making: soldering, filing, sawing, forming, and finishing. Beginning students make a band ring as their first project, with step-by-step demos and explanation. Aspirations and designs for subsequent individual projects are discussed. Specialized techniques and equipment like rolling mills, dapping blocks, and disc cutter are demonstrated.

### \$250 Fall & Spring (8 weeks)

Friday	1:00pm–4:00pm	(Fall starts Oct 4)
Sunday	1:00pm–4:00pm	(Fall starts Oct 6)

### \$280 Winter (9 weeks)

Friday	1:00pm–4:00pm
Sunday	10:00am–1:00pm
Sunday	1:00pm–4:00pm

### \$280 Summer (5 weeks)

Sunday	11:00am–4:00pm	(starts July 19)
--------	----------------	------------------

## Enameling on Metal

Abby Goldblatt Nan Lopata

Basic enameling techniques for beginners are taught every term. Advanced students may work on their own projects with teacher's instruction in specialized techniques including cloisonné and the etching techniques of bassetaille and champlevé. There is a \$30 lab fee for all enameling classes; this covers the cost of studio consumables and enamels, not metal.

### Fall, Winter & Spring

\$280	Tuesday	10:00am–3:00pm	Goldblatt
		(5 wks, starts: Fall-Sept 24; Winter-Jan 14; Spring-Apr 14)	

\$230	Tuesday	10:00am–3:00pm	Goldblatt
		(4 wks, starts: Fall-Oct 29; Winter-Feb 18; Spring-May 19)	

\$280	Tuesday	7:00pm–10:00pm	(9 wks) Goldblatt
-------	---------	----------------	-------------------

### Summer (5 weeks)

\$280	Tuesday	10:00am–3:00pm	(starts July 7) Lopata
\$200	Tuesday	7:00pm–10:00pm	(starts July 7) Lopata

## Sandcasting

Michael Brehl

Students cast a small gold or silver object using the ancient technique of sandcasting. The class includes a short introduction to wax working and finishing techniques. This is a perfect opportunity for projects such as wedding bands.

### \$200 Fall (5 weeks)

Friday	7:00pm–10:00pm	(starts Oct 11)
--------	----------------	-----------------

### \$200 Summer (5 weeks)

Sunday	10:30am–1:30pm	(starts July 19)
--------	----------------	------------------

## Wax Carving

Mary Ellen Trozzo

Through demonstrations and hands-on experience, students explore hard wax model making techniques such as layout, carving hollow forms and mirror images, texturing, faux granulation, and flame finishing. Models are sent out for casting, but finishing techniques are explained. Prior use of basic jewelry hand tools is prerequisite.

### \$200 Summer (5 weeks)

Thursday	6:30pm–9:30pm	(starts July 9)
----------	---------------	-----------------

## Term Start Dates:

F- Sept 23, W- Jan 13, Spr- April 13, Su- June 22.

## Making Small Tools and Stamps

Tina Chisena

Students make small jewelry making tools such as stamps, chisels and repoussé tools suitable for use on metal, polymer, regular ceramic bodies, and metal clays in addition to leather and wood. This course focuses on steel tools, but also provides information about making wood tools. Tool steel stock is available for purchase in the classroom.

**\$200 Winter (5 weeks)**  
Monday 7:00pm–10:00pm (starts Feb 17)

## Independent Jewelry Design

Mary Ellen Trozzo

This independent study class allows students to take a breath and process the technical skills learned in other classes. Students develop their artistic style and formulate individual jewelry concepts. There are no requirements for what work should be or what skills must be used. Class time is open for discussion of practical (e.g. incorporating bevels) or theoretical ideas behind individual projects. Students are encouraged to think about the purpose behind their work. Class reviews rivets, cold connections, and professional finishing techniques.

**\$280 Fall (5 weeks)**  
Thursday 12:00pm–5:00pm

**\$230 Winter (4 weeks)**  
Thursday 10:00am–3:00pm (starts Jan 16)

**\$280 Spring (5 weeks)**  
Thursday 10:00am–3:00pm (starts April 16)

**\$280 Summer (5 weeks)**  
Thursday 12:00pm–5:00pm (starts July 9)

## Pound It Out—All Things Hammered

Michael Brehl

Students transform sheet copper, silver, or gold into hollow forms; a cone, cube or sphere. Participants also learn the art of repoussé— an ancient metalwork technique used to create a bas relief sculptural surface. Students use hammers, steel forms, chasing and repoussé tools, and soldering methods to create detailed jewelry, containers, or small sculptures.

**\$250 Fall & Spring (8 weeks)**  
Friday 9:30am–12:30pm (Fall starts Oct. 4)  
(Spring no class May 22)  
Sunday 5:00pm–8:00pm (Fall starts Oct. 6)  
(Spring no class May 17)

**\$280 Winter (9 weeks)**  
Friday 9:30am–12:30pm  
Sunday 5:00pm–8:00pm

## Blacksmithing for Silversmiths

Michael Brehl

Learn to make your own tools! Mushroom, blowhorn, anticlastic, and raising stakes can be made, as well as chasing tools and a stonesetting jig. Cutting, forming, welding, grinding, sanding, and polishing techniques are demonstrated. This class is physically demanding and requires reasonably good eyesight and depth perception. Prior jewelry or silversmithing experience is required. Registered students should contact the instructor at least one week prior to class to discuss individual material needs.

**\$200 Summer (5 weeks)**  
Sunday 5:00pm–8:00pm (starts July 19)

## Metal Boxes or Containers

Michael Brehl

Students learn to make small boxes out of copper, silver, or a combination of metals. Methods for making a unique lid using roller printing, repousse, or fold forming are presented. The skills of soldering, forming, hingemaking, and clasps are covered.

**\$280 Winter (9 weeks)**  
Sunday 1:30pm–4:30pm

**\$250 Spring (8 weeks)**  
Friday 1:00pm–4:00pm (no class May 15)

## Jewelry with Gems: Stonesetting

Mary Ellen Trozzo

Stonesetting demonstrations and discussions of stone characteristics refine students' setting skills. Bezel, tube, and flush setting and construction tips are taught. A basic kit is available in class, including stones, sterling settings, burrs, and polishers. Kit fee is payable to the instructor.

**Fall (5 weeks)**  
**\$200 Thursday 7:00pm–10:00pm**

**Winter (5 weeks)**  
**\$280 Thursday 10:00am–3:00pm** (starts Feb 20)

## Stonesetting: Guide to a Creative Tradition

Nick Barnes

Covering the basics of setting cabochon and faceted stones, each session will focus on up to three areas of study over a 5 week period. Students explore the siding possibilities and nature of each style of setting technique in order to enhance and develop their own work. Using commercial precast, as well as, their own prefabricated mountings, students set a variety of semi-precious stones in samplers or personal work. A full list of stone shapes/sizes, tools, metals, and each sessions are of focus, are available upon registration for this class. Students can opt to purchase their own supplies or purchase a supply kit from the instructor based on market price.

**\$200 Winter (5 weeks)**  
Monday 7:00pm–10:00pm (starts Jan 13)

**\$280 Spring (5 weeks)**  
Saturday 10:00am–3:00pm

Abby Goldblatt & Nick Barnes—Two Stories



Term Start Dates:

F- Sept 23, W- Jan 13, Spr- April 13, Su- June 22.

Remember to check for updates and additions at [www.theartleague.org](http://www.theartleague.org)





Anna Yakubovskaya—Silk Painting

# Fibers & Textiles

The fiber studio provides workspaces with floor looms, table looms, spinning wheels, dyeing facilities, a silk steamer, and an extensive library. For a nominal fee, students may buy open studio time. Floor loom rental fees include open studio time.

## All About Wool

Sylvia DeMar

Participants learn about long and short wools, fine and coarse wools, dual-coated sheep, and more. Students leave able to identify the best type of wool for any project. Wool washing, sorting, and preparation techniques are included. No experience necessary. A \$10 materials fee is payable to the instructor.

**\$110 Fall & Spring (3 weeks)**  
Thursday 7:00pm–9:30pm (starts: F-10/17; Sp-4/23)

## Beginning/Intermediate Knitting

Barbara Garren Diana Kreutz

This course is for both the absolute beginner and those with some experience wishing to increase their skills. Beginners learn the basics: pattern reading, casting on, knitting, purling, cabling, and casting off while creating a fashionable scarf. Students with experience may work on a project of their choice. Individualized instruction meets the needs of each student. Materials are extra.

**\$130 Fall, Winter, Spring & Summer (5 weeks)**  
Tuesday 7:00pm–9:00pm Garren  
Thursday 11:00am–1:00pm Garren  
Sunday 10:00am–12:00pm Kreutz

## Knitting Projects: Beyond Square

Barbara Garren Diana Kreutz

This class is designed for those beyond scarves and ready to knit that project that she/he is afraid to undertake alone. Participants are guided through “intermediate knitter” growing pains while learning to read a pattern, fix mistakes, and figure out gauge and sizing.

**\$110 Fall, Winter & Spring (4 weeks)**  
Tuesday 7:00pm–9:00pm Garren  
(starts: F-Oct 29; W-Feb 17; Sp-May 19)  
Thursday 11:00am–1:00pm Garren  
(starts: F-Oct 31; W-Feb 18; Sp-May 21)  
Sunday 10:00am–12:00pm Kreutz  
(starts: F-Nov 3; W-Feb 23; Sp-May 24)

## Basic Weaving

Tea Okropiridze

Students sample basic hand-controlled techniques like tapestry, rug making, lace, and cloth making. Learn to dress a rigid-heddle loom, weave samples, and create an independent project. A \$15 materials fee is payable on the first day. Students may rent a loom for \$35.

**\$210 Fall, Winter & Spring (9 weeks)**  
Saturday 1:00pm–3:30pm  
**\$145 Summer (5 weeks)**  
Saturday 1:00pm–3:30pm  
**\$170 Winter & Spring (7 weeks)**  
Monday 1:00pm–3:30pm

## Introduction to 4-Shaft Weaving

Andrea Blackmon Marilyn Harrington

Discover the versatile and more complex 4-harness loom: students learn to dress the loom, weave samples of various loom-controlled patterns, and have an opportunity to weave an independent project. A \$25 materials fee is payable on the first day of class. Students may rent a table loom for \$30.

**\$210 Fall, Winter & Spring (9 weeks)**  
 Tuesday 10:30am–1:00pm Harrington  
 Tuesday 7:00pm–9:30pm Blackmon

**\$150 Summer (5 weeks)**  
 Tuesday 10:30am–1:00pm Harrington  
 Tuesday 7:00pm–9:30pm Blackmon

## Projects & Advanced Weaving Techniques

Andrea Blackmon Marilyn Harrington

Students develop practical experience in planning, weaving, and finishing projects, or pursuing advanced harness techniques. Looms available for rent include 4- to 10-harness floor looms for \$40 or portable 4- to 8-harness table looms for \$30.

**\$210 Fall, Winter & Spring (9 weeks)**  
 Tuesday 1:30pm–4:00pm Harrington  
 Tuesday 7:00pm–9:30pm Blackmon

**\$150 Summer (5 weeks)**  
 Tuesday 1:30pm–4:00pm Harrington  
 Tuesday 7:00pm–9:30pm Blackmon

## Freeform Weaving

Raquel Rosa

Liberated from traditional patterns and structure, students draw weaving inspiration from visual media, performance art, music, and literature. Experience is not necessary –just willingness to experiment. Looms are available for rent for \$25, payable to the instructor. A \$15 materials fee covers the cost of yarn. Students are encouraged to bring yarn and odds and ends from home.

**Fall, Winter, & Spring (5 weeks)**  
 \$140 Sunday 1:00pm–3:30pm

## Tapestry

Tea Okropiridze

Students learn basic and intermediate Gobelin tapestry weaving techniques, creating a small woven tapestry sample on a frame loom. Warping the loom, color mixing, hatching, finishing, and design techniques are covered. The instructor works closely with students, providing individual guidance and demonstrations. A \$30 fee is payable to the instructor for materials and frame loom use.

**\$210 Fall, Winter, & Spring (9 weeks)**  
 Saturday 10:00am–12:30pm

**\$170 Winter & Spring (7 weeks)**  
 Monday 10:00am–12:30pm

**\$150 Summer (5 weeks)**  
 Monday 10:00am–12:30pm  
 Saturday 10:00am–12:30pm

## Contemporary Rugs & Wall Hangings

Michael Heilman

Students explore the contemporary design potential of non-traditional rug making techniques. Using hand held tools and various yarns, cloth strips, and other materials, participants experiment with color, texture, and sculpting to create a myriad of surfaces, patterns, and effects for rugs or wall hangings. Initial tools and practice materials to begin are provided for a \$30 materials fee, payable at first class.

**\$150 Fall, Winter & Spring (5 weeks)**  
 Thursday 7:00pm–9:30pm

## Contemporary Rugs & Wall Hangings Continued

Michael Heilman

A continuation of the introductory course, this class allows students to work on projects under the instructor's supervision. Students explore advanced techniques and dyeing raw materials.

**\$130 Fall & Winter (4 weeks)**  
 Thursday 7:00pm–9:30pm (starts: Oct 31, Feb 20)

## Spinning Yarn: The Wheel Goes Round

Sylvia DeMar

Students learn the basics of drafting, spinning, and finishing single and 2-ply yarns using a spinning wheel. Participants use a school wheel or bring their own. Open studio time is available for practice. A \$10 materials fee is payable to the instructor.

**\$160 Fall & Spring (6 weeks)**  
 Sunday 10:00am–12:30pm (Fall only; starts Sept 29)  
 Wednesday 7:00pm–9:30pm (Spring only; starts Apr 15)

## Spinning Yarn: Novelty, Ply, & Draft

Sylvia DeMar

Participants explore spinning techniques beyond single strand wool yarn, beginning with two-ply, then multiple plies, cabled ply, chain (navaho) ply, and a brief introduction to novelty "art" yarns.

**\$65 Spring (2 weeks)**  
 Sunday 10:00am–12:00pm (starts April 19)

## Spinning: Everything But Wool

Sylvia DeMar

Explore a multiplicity of wonderful fibers to spin: llama, alpaca, camel, mohair, silk, cashmere, angora, flax, hemp, cotton, bamboo, tencel, soy silk and more! Students must be comfortable spinning single strand yarns. A \$25 materials fee is payable to the instructor.

**\$65 Spring (2 weeks)**  
 Sunday 1:00pm–3:00pm (starts May 10)

## Handspinning Color Blended Yarns

Sylvia DeMar

Learn how to blend colored fibers for effect. Participants examine value, tints, and shades as well as creating different colors, making a fiber "color chart" from blended solid colors. Then students learn to create variegated rovings and blend fibers to create striped, segmented, and heathered yarns. A \$15 materials fee is payable to the instructor.

**\$125 Spring (4 weeks)**  
 Sunday 10:00am–12:00pm (starts May 10)

The Art League office is located on the 2nd floor of the Torpedo Factory Art Center, room 216. The office is open 10:00am–5:00pm, Monday through Saturday. Register in person or online at [www.theartleague.org](http://www.theartleague.org).

## Term Registration Dates:

Fall - Aug 12, Winter - Nov 4, Spring - Feb 10, Summer - May 11



## Open Studio – Carding Party

Sylvia DeMar

Bring fiber prep tools. Share tips and techniques –see more online!

\$20	August 18, 2019	(Sunday)	10:00pm–4:00pm
\$20	March 22, 2020	(Sunday)	10:00pm–4:00pm

## Dyer's Open Studio

Sylvia DeMar

Dyers: this one's for you- full details online!

\$30	August 24, 2019	(Saturday)	10:00pm–4:00pm
\$30	March 1, 2020	(Sunday)	10:00pm–4:00pm

## Color Theory and Design for Fiber Enthusiasts

Baffled by color? Stuck in a knitting or weaving project rut? Through a series of in-class and take-home exercises, students learn to control color; even those that make one cringe. Discover color in all its splendor—from rich reds to muted greens, rascally oranges to wimpy blues, bold yellows to retiring purples. Come prepared to share color project examples, whether failures or successes to bolster discussion of color theory and design. A materials fee of \$30 is payable to the instructor.

\$135	Fall	(4 weeks)
Thursday	12:00pm–3:00pm	(starts Oct 24)


## Triaxial Weaving Workshop

Marilyn Harrington

Learn the basics of three-way ribbon weaving to create unique greeting cards! A \$20 materials fee is payable to the instructor.

\$85	November 3, 2019	(Sunday)	1:00pm–4:00pm
------	------------------	----------	---------------

Michael Heilman—Wall Hanging



## Jumpstart in Wet Felting

(Beginners)

Renate Maile-Moskowitz

Participants explore hands-on the endless creative possibilities of wool felt. This is a great opportunity for novices to learn the basics of this fiber medium. All materials included.

\$100	September 19, 2019	(Thursday)	10:00am–4:00pm
\$100	Sept 19 & 26, 2019	(Thursdays)	7:00pm–10:00pm
\$100	January 9, 2020	(Thursday)	10:00am–4:00pm
\$100	Jan 9 & 16, 2020	(Thursdays)	7:00pm–10:00pm

## Jumpstart in Nuno Felting

Renate Maile-Moskowitz

Nuno or lamination felting has become the couture craze of felting on international runways. This felt is lightweight with drape and flexibility. Students explore the technique, which permanently combines fabric and wool through a felting process without sewing or hemming. All materials included.

\$125	October 12, 2019	(Saturday)	10:00am–5:00pm
-------	------------------	------------	----------------

## Intermediate Felting

Renate Maile-Moskowitz

A variety of techniques are addressed including inlay, mosaic style, cut outs, Mola style, transparency, pleating, and resist dyeing. For students with some knowledge of felting who are interested in expanding their skills, this is the class!

\$275	Fall, Winter, & Spring	(8 weeks)
Thursday	10:00am–2:00pm	

## Advanced Felting: Expanding the Possibilities

Renate Maile-Moskowitz

A variety of techniques are addressed including inlay, mosaic style, cut outs, Mola style, transparency, pleating, and resist dyeing.

\$230	Fall, Winter, & Spring	(9 weeks)
Monday	10:00am–1:00pm	
Monday	7:00pm–10:00pm	

## Unraveling the Secrets of Silk

Renate Maile-Moskowitz

Silk has been the luxurious companion of felters, papermakers, and fiber artists for centuries. This workshop explores the endless possibilities of silk cocoons and silk fabrics through the techniques of unraveling, stretching, degumming, dyeing, embossing, devore, and felting. The tuition includes all materials.

\$125	May 16, 2020	(Saturday)	10:00am–5:00pm
-------	--------------	------------	----------------

## Silk Painting

Anna Yakubovskaya

Spend a weekend with silks! Explore the amazing way color flows on silk while learning about dyes, resists, and the best methods for fixing the brilliantly colored images. Basic composition, color theory, and freehand painting are covered. Participants make two scarves and samples of various techniques to take home. \$45 materials fee paid at the first class covers all supplies.

\$200	December 7 & 8, 2019	(Sat–Sun)	10:00am–4:00pm
\$200	March 28 & 29, 2020	(Sat–Sun)	10:00am–4:00pm
\$200	July 18 & 19, 2020	(Sat–Sun)	10:00am–4:00pm

## Term Start Dates:

Fall - Sept 23, Winter - Jan 13, Spring - April 13, Summer - June 22

**Dyeing: Indigo—A Blue Like None Other**

Sylvia DeMar

Unlike conventional dyes, indigo uses the air to impart its unique shades of blue to natural fibers. Participants explore the mysteries of setting up, caring for, and maintaining an indigo vat. No previous dye experience is needed. A \$10 materials fee is payable to the instructor. Students may bring items to dye.

\$100 November 17, 2019 (Sunday) 10:00am–5:00pm  
 \$100 March 8, 2020 (Sunday) 10:00am–5:00pm

**Dyeing: Natural Color Kitchen**

Sylvia DeMar

Students explore the use of natural dyes, extracting dye colors from raw materials such as tree bark, roots, or leaves. This workshop covers dyeing both plant and animal fibers, emphasizing dye room safety. Participants take home samples dyed in class. A \$25 materials fee is payable to the instructor.

\$180 June 13 & 14, 2020 (Sat–Sun) 10:00am–3:00pm

**Acid and Fiber Reactive Dyes**

Sylvia DeMar

This workshop is a great introduction to dyeing. Day one introduces acid dyes specifically designed to work on protein-based fibers such as wool and alpaca. Day two expands the options with an introduction to fiber-reactive dyes which work with both plant and protein fibers. Dye room safety is emphasized.

\$180 February 22 & 23, 2020 (Sat–Sun) 11:00am–4:00pm

**Design and Print Your Own Fabric (All levels)**

Candace Edgerley

Students learn spontaneous methods of applying color to fabric and two types of screen printing. Create custom fabric designs using dyes and textured items to layer color on cotton and silk. Thermofax screen printing allows students to print their own line drawings, black and white photographs, or copyright free images onto fabric or paper. Deconstructed screen prints serve as background for detailed images. A \$45 materials fee is payable to the instructor.

\$200 November 9 & 10, 2019 (Sat–Sun) 10:00am–4:00pm  
 \$200 February 18 & 19, 2020 (Tues–Wed) 10:00am–4:00pm

**Shibori Dyeing: Tie-Dye on Steroids**

Candace Edgerley

Shibori is a Japanese word for the technique of resist dyeing fabric by stitching, binding, or wrapping. Students learn the basics of this art, Arashi (pole wrapped), Trikit (stitch resist), and Boshi (capping), while making samples using silk and cotton fabrics. Dyes, discharges, and the care of silk are covered. Students design and complete two personal silk scarf projects. Materials fee of \$45 due at first session.

\$200 Aug 10 & 11, 2019 (Sat–Sun) 10:00am–4:00pm  
 \$200 Oct 5 & 6, 2019 (Sat–Sun) 10:00am–4:00pm  
 \$200 Dec 10 & 11, 2019 (Tues–Weds) 10:00am–4:00pm  
 \$200 Mar 14 & 15, 2020 (Sat–Sun) 10:00am–4:00pm  
 \$200 July 25 & 26, 2020 (Sat–Sun) 10:00am–4:00pm

**Fast & Colorful Dyeing: Low Water Immersion**

Candace Edgerley

Save time, water, and dye! Learn this fast and colorful way to create unique pieces of cloth with multiple colors and subtle underlying patterns. Dye cotton, silk, or rayon to use for quilting, rag weaving, and rug hooking. Or, create a cloth base for other surface techniques like stamping or painting. The technique can also be used on yarns. All materials are included.

\$95 October 25, 2019 (Friday) 10:00am–3:00pm

**Hand Stitching**

Julie Booth

This is not your grandmother's cross-stitch! Students develop a personal vocabulary of mark-making, using basic hand stitches and relief printing techniques. Students work through a series of exercises exploring hand stitches and developing a sampler book. Participants also examine the works of contemporary artists who use hand stitching in their work. Returning students may work on independent projects. There is a supply list for this class in addition to a \$20 materials fee payable to the instructor.

\$250 Fall (5 weeks)  
 Wednesday 10:00am–3:00pm (starts Sept 25, no class Oct 9)

**Connecting to Memories: The Stitched Word**

Julie Booth

Students create a series of expressive hand stitched artworks using words as a starting point...a funny story, a family saying, a favorite poem or even a hand-written note. Students work through a series of journal exercises and design challenges, introducing work by contemporary fiber artists who use the stitched word to express memories. There is a supply list for this class and a materials fee of \$20 payable to the instructor.

\$105 Fall (3 weeks)  
 Wednesday 7:00pm–10:00pm (starts Sept 25, no class Oct 9)

Yarn





Connecting to Memories: Touchstone Objects

Julie Booth

Students paint, print, and stitch fabrics to compose a series of pieces portraying special “touchstone” objects and the memories associated with them. The instructor provides engaging exercises and approaches to elicit memories including collage, color, composition and journaling. There is a supply list for this class and a materials fee of \$20 payable to the instructor.

\$105 Fall (3 weeks)  
Wednesday 7:00pm–10:00pm (Starts Oct 23)

Tell a Story in Cloth: Impressions & Memories

Julie Booth

Students paint, print, and stitch fabrics to compose a series of thematic pieces which honor, celebrate, or commemorate a person, place or time in their lives. The instructor provides engaging exercises to elicit memories, including working with collage, color, composition, and journaling. There is a supply list for this class and a \$25 materials fee payable to the instructor.

\$250 Winter (5 weeks)  
Wednesday 10:00am–3:00pm

Hand Stitching Continued: Working in a Series

Julie Booth

This class is for continuing stitching students who want to further develop their work. Students choose a topic or theme and create a series of stitched art pieces. The instructor presents different approaches to series work, and then advises students as they develop their pieces. Participants have the opportunity to paint and print fabrics during class. Finishing techniques including different display possibilities are discussed. A \$20 materials fee payable to the instructor.

\$250 Spring (5 weeks)  
Wednesday 10:00am–3:00pm

**Felting Workshops**with Renate Maile-Moskowitz

**Sculptural Needle Felting: A Dragon's Tail**  
\$90 September 28, 2019 (Saturday) 12:00pm–4:00pm

**Felted Slippers**  
\$110 October 26, 2019 (Saturday) 10:00am–4:00pm

**Burnout Devore Nuno Scarf**  
\$115 November 16, 2019 (Saturday) 10:00am–5:00pm

**Jumpstart in Felted Jewelry**  
\$90 December 14, 2019 (Saturday) 12:00pm–4:00pm

**Cracked Earth Nuno**  
\$110 January 11, 2020 (Saturday) 10:00am–4:00pm

**A Top in a Day with Uzbsk Silk**  
\$130 February 8, 2020 (Saturday) 10:00am–5:00pm

**Nuno Tissue Scarf with Ombre Dying**  
\$115 February 29, 2020 (Saturday) 10:00am–5:00pm

**Upcycling Techniques For Felt Scraps: On Your Bucket List**  
\$125 March 21, 2020 (Saturday) 10:00am–5:00pm

**Felt Flowers**  
\$90 April 25, 2020 (Saturday) 12:00pm–4:00pm

See full details at [www.theartleague.org/](http://www.theartleague.org/)

Jumpstart in Hand Stitching

Julie Booth

Students learn basic stitch techniques while working towards an expressive, personal vocabulary of mark-making. Some fabric painting and printing techniques are also covered. This class provides the beginner with the skills for taking Hand Stitching Continued. Previous stitching students may join for a refresher or to work on an independent project. There is a supply list for this class and a materials fee of \$20 payable to the instructor.

\$140 Spring (3 weeks)  
Wednesday 7:00pm–10:00pm (starts April 15)

Hand Stitching Cont'd: Dimensional Stitching

Julie Booth

Students take their stitching to the next level...and the third dimension! Participants manipulate basic hand stitches to build rich surfaces and structures, creating a number of dimensional stitch samplers and a finished piece. There is a supply list for this class and a materials fee of \$20 payable to the instructor.

\$105 Spring (3 weeks)  
Wednesday 7:00pm–10:00pm (starts May 6)

Patching, Stitching, & Weaving: Healing Cloth

Julie Booth

Patching, stitching, appliquéing, darning, and needle weaving are all methods to mend or “heal” fabric. With the theme of healing, students explore personal symbolism to create a meaningful cloth. Students gather inspiration from the traditions of other cultures, including Japanese Boro, Indian Kantha, and Molasses of the San Blas Islands. Needle weaving techniques add dimension and allow attachment of small personal objects to the work. Students are encouraged to bring recycled, repurposed, or personally significant cloth. There is a supply list for this class and a materials fee of \$15 payable to the instructor.

\$200 June 20 & 21, 2020 (Sat–Sun) 10:00am–4:00pm

Spin & Stitch: Make Your Own Embroidery Thread

Julie Booth & Sylvia De Mar

Students learn the skills to create colorful fine and textured threads suitable for hand stitching projects. Students use supported hand spindles to create their own unique threads from fine wool and silk. Participants use their threads to design and create an expressive hand stitched piece. No prior experience required. There is a supply list for this class and a small materials fee payable to the instructors.

\$175 January 4 & 5, 2020 (Saturday) 10:00am–2:00pm & (Sunday) 10:00am–4:00pm





Stephen Procopio—Digital Illustration

# Graphic & Book Arts

## Calligraphy

Hermineh Miller

This class gives beginning students solid basic skills in the calligraphic arts and help intermediate students learn new hands. Working with dip pens and large nibs, students learn control of ink and paint, letter structure, rhythm, alphabet analysis, spacing, and basic page layout. A number of small calligraphic projects are assigned to build confidence in newly acquired skills.

**\$210** Fall, Winter & Spring (9 weeks)  
Saturday 10:00am–12:30pm

## Foundation Bookbinding

Jovana Ivezić

In this course students learn the foundations needed to start making their own books. Basic bookbinding terminology, a variety of binding structures of varying complexity, and how to make customized protective enclosures for finished books are covered. Each structure/project is taught with thorough, step-by-step demonstrations preparing the student to tackle a final project of their own design. The instructor will address the wide range of creative outlets that bookbinding offers, whether it be sketchbooks, journals, or a combination of the two.

**\$230** Fall, Winter & Spring (9 weeks)  
Saturday 1:00–4:00pm

**\$170** Summer (6 weeks)  
Saturday 1:00–4:00pm (starts July 11)

## Digital Illustration

Stephen Procopio Chris Bonnell

Illustration is a fast paced industry and is constantly growing and changing. This course seeks to give you the skill necessary keep up to date. Using programs like Photoshop, Procreate, Illustrator, and more; we will do step by step instruction in class so feel confident in creating digital work. Every week there will be a prompt to help students understanding in creating work digitally. Whether you are completely new to digital media, looking to grow in your skills and understanding, or simply seeking some direction in your current work, this class is catered to meet you where you are at and help to reach the next steps. The materials required for the class are a tablet of computer that has drawing software on it (a stylus of some sort), or the recommended iPad and Apple Pencil or a computer with a Wacom Tablet.

**\$210** Fall, Winter, & Spring (9 weeks)  
Monday 7:00pm–9:30pm Procopio

**\$180** Summer (7 weeks)  
Monday 7:00pm–9:30pm Bonnell

## Comic Boot Camp

Chris Bonnell

From satire to journalism, comics are a great way to share stories. Learn to share your stories through comics in this 9-week Comic Boot Camp. Students will learn the fundamentals of creating graphic narratives, including drawing basics, scripting, timing, layout, and expressive anatomy. This course will also introduce history, international styles, production techniques, and broad range of applications for sequential art. The class will culminate in a group book of collective work.

**\$210** Fall & Spring (9 weeks)  
Thursday 7:00pm–9:30pm

## Manga and Comics

Sean Hill

This class explores the practice of sequential story telling through the mediums of Manga (Japanese comics), comics, and cartooning. By studying the work of published authors, students learn the elements of a successful comic, from finished illustrations to a cohesive narrative. Drawing topics such as anatomical accuracy and perspective are addressed.

**\$210** Fall, Winter, & Spring (9 weeks)  
Sunday 8:00pm–10:30pm

## Making Comics

(Beginning/Intermediate)

David Carter

From the New Yorker to the daily paper, serious or funny, single-panel or short-sequence strips, comics of all types express so much with so little! Most of the time, sophisticated drawing skills are not necessary, in fact detailed drawing often detract from the sparkling economy of comic communication. What is necessary is an awareness of simple character design, some basic composition, and a consideration of timing. This class explores the essentials of conceiving, creating, and completing a simple cartoon from the most elementary concept.

**\$175** Winter & Summer (6 weeks)  
Thursday 7:00pm–10:00pm  
(starts: Winter-Jan 30, Summer-July 9)

## Term Start Dates:

F–Sept 23, W–Jan 13, Spr–April 13, Su–June 22.



## Illustration / Visual Story

Kate Samworth

Students develop their skills in visual story-telling using traditional materials and personal style through a series of demonstrations and guided exercises. Coursework includes exploration of limited palettes, perspective drawing as a basis for invention, and expression through body language. Participants examine classic and contemporary examples of illustration at its best, from Renaissance painting to today's picture books.

**\$185 Fall (7 weeks)**

Saturday 1:00pm–4:00pm (no class on Oct 19 & 26)

**\$230 Winter & Spring (9 weeks)**

Saturday 1:00pm–4:00pm

**\$175 Summer (6 weeks)**

Saturday 1:00pm–4:00pm (Starts July 11)

## No-Press Woodblock Printing & the Artist's Book

Jennifer Dunbar

For a full description of this class, please see page 42.

\$120 September 14, 2019 (Saturday) 11:00am–5:00pm

\$120 March 28, 2020 (Saturday) 11:00am–5:00pm

\$120 September 12, 2020 (Saturday) 11:00am–5:00pm

## Paper Frenzy

Sharon Robinson

Spend time making papers for collage and other art projects. Leave with a glorious collection of one-of-a-kind papers using acrylic, inks, stamps and other materials on art tissue, watercolor and other types of papers. Create a supply of materials of various weights, textures and patterns.

\$200 September 7–8, 2019 (Sat–Sun) 10:00am–4:00pm

## Image Transfer and Altered Photos

Sharon Robinson

Discover multiple methods for making and using image transfers and expand your creative horizons with photo alteration. Transfers are a valuable resource for incorporating representative imagery into abstract work, and the method provides a unique look. Printed photos are superb starts for true mixed media gems. Mixing and matching techniques with different surfaces makes it all the more fun.

\$200 January 11–12, 2020 (Sat–Sun) 10:00am–4:00pm

## Sketching Your Vision

Deirdre Saunder

For a full description of this class, please see page 35.

\$200 January 4 & 5, 2020 (Sat–Sun) 10:00am–4:00pm

## Korean Style Felted Paper: Joomchi

Saarialiisa Ylitalo

Joomchi is a Korean technique for making textured handmade paper. Students combine layers of mulberry papers of various shapes and colors to create a new piece of paper. This technique is similar to felting, but uses paper instead of wool. The resulting crinkled papers lend themselves to surface design, bookmaking, collage, or anywhere one would use decorative paper. A \$30 materials fee is payable to the instructor.

\$125 October 19, 2019 (Saturday) 10:00am–4:00pm

\$125 May 30, 2020 (Saturday) 10:00am–4:00pm

## Japanese Papermaking

Saarialiisa Ylitalo

Japanese paper, or washi, is characterized by its thinness and strength. The class progresses through all the steps in Japanese papermaking, starting with pulp preparation: cooking and scraping the fibers clean and then beating them into pulp, then forming sheets using the nagashizuki method with flexible screens. Students form as many sheets as time allows from abaca (banana fibers or Manila Hemp) and kozo (mulberry fibers). Learn the beauty of these fibers and techniques! A \$30 materials fee is payable to the instructor.

\$130 May 9, 2020 (Saturday) 10:00am–4:00pm

## Spinning Thread From Paper

Saarialiisa Ylitalo

The art of making thread and using it to weave cloth dates back to 7th century Japan. Students explore this wonderful part of the world of paper arts. Participants twist Japanese papers into thread using a rough brick and hand held spindles, then weave a small piece of cloth on a simple card loom. The class explores coloring on the paper and discusses contemporary uses for paper thread, such as bookbinding, knitting and weaving. A \$20 materials fee is payable to the instructor.

\$115 November 23, 2019 (Saturday) 10:00am–4:00pm

## Creativity for Self Expression

Saarialiisa Ylitalo

Creative self-expression has long been a form of healing and catharsis throughout cultures around the world. All of us have difficult moments in our lives. This workshop introduces creativity as a tool to help navigate and express negative feelings while generating a healthy sense of freedom, curiosity, and accomplishment. In the workshop, we paint, doodle with writing and letterforms, and even respond to poetry. One need not be an artist or an expert in any of these skills. Students are invited to come and play with paint and experiment with words and imagination. The artwork created and shared during the workshop will be bound into a small book.


\$125 December 7, 2019 (Saturday) 10:00am–4:00pm

\$125 August 12, 2020 (Wednesday) 10:00am–4:00pm

Jovana Ivezić–Bookbinding



Remember to check for updates and additions at [www.theartleague.org](http://www.theartleague.org)



# Drawing Workshops

Dan Thompson—Graphite

## Planar Modeling: Drawing and Painting the Head

Dan Thompson

Master form and color by focusing on head surfaces. Students will explore different concepts of form organization starting with a lecture on and demonstration of historical planar models and their relationships to anatomical landmarks and to each other. From this foundation, light and color is addressed. A two-day long pose painting and or drawing exercise supports learning objectives. All skill levels are welcome. Model fees extra.

\$215 August 17 & 18, 2019 (Sat–Sun) 10:00am–4:00pm

Remember to check for updates and additions at [www.theartleague.org](http://www.theartleague.org)

## Draw the Portrait/Sculpt the Portrait

Dan Thompson

This cross-disciplinary workshop focuses on interpreting form. Lessons are geared toward intermediate students who have some experience drawing long poses. Each day begins with sculpture; students model life-sized portraiture in the round. Students spend the second part of the day drawing a long pose portrait in graphite. Students learn the importance of correlating tonality in pencil with planar form. Students also transform their sense of landmark structures in the human face and address hatch marks differently. Model fees are extra.

\$330 August 19–21, 2019 (Mon–Wed) 9:30am–4:30pm

## Sketching Washington

Alice Kale

For a full description of this class, please see page 17.

\$200 August 24 & 25, 2020 (Sat–Sun) 10:00am–4:00pm

## Creative Encounter: The 30 In 30

Lisa Semerad

Jump into the unknown with this powerful day starting with 30 small drawings in 30 minutes. The class makes a huge grid to examine patterns in student work, note the breakthroughs, and continue with 3 in 15 minutes, 2 in 20, 1 in 30, and so on, with critiques between each set. The goal is to tap one's intuition in order to discover new possibilities for personal artwork. Materials are charcoal, hard or soft pastel, and optionally, watercolor, acrylic or mixed media for the longer durations.

\$100 August 24, 2019 (Saturday) 10:00am–4:00pm

\$100 August 29, 2020 (Saturday) 10:00am–4:00pm

## Creative Encounter: The Birth of Whimsy

Lisa Semerad

Tired of copying what you see? Want to surprise yourself and use whatever colors you want? Create your wildest whimsies in this playful workshop. Using people, animals, vehicles, and buildings, participants break every preconceived notion. Combine items into a scene where there is no gravity, the sky is plaid, houses are made of Jell-O and the pets...well, anything is possible! Start with pencil and paper, and then choose any media for the final project. Instructor has vast knowledge of media and techniques.

\$100 August 25, 2019 (Sunday) 10:00am–4:00pm

\$100 August 30, 2020 (Sunday) 10:00am–4:00pm

## Crash Course in Drawing

Deirdre Saunder

This workshop is ideal for beginners and those in need of a refresher course. Fundamental drawing techniques, primarily in pencil and charcoal, are taught. Students learn to use line, value, gesture, and perspective, and develop the ability to “see” as artists. Subjects include still life, figure, landscape, and photographic references. Model fees and supplies are extra.

\$200 September 7 & 8, 2019 (Sat–Sun) 10:00am–4:00pm

\$200 March 28 & 29, 2020 (Sat–Sun) 10:00am–4:00pm

\$200 September 12 & 13, 2020 (Sat–Sun) 10:00am–4:00pm

## Jumpstart in Fashion Illustration

Delphine Lee

Dive into the world of style and self-expression in this introductory weekend workshop! Students will be guided through the basic anatomy of a fashion figure as well as learning how to draw them in movement and in different poses. Emphasis will be placed in developing a personal style unique to each student as well as improving the technical skills of rendering different fabrics in watercolor and other mediums.

\$200 September 14 & 15, 2019 (Sat–Sun) 10:00am–4:00pm



## Linear Perspective

Patrick Kirwin

For artists perspective is one of the most difficult challenges when setting up a composition. In this workshop, students enhance their ability for critical observation as they learn the rules of perspective, perspective measurement, division of shapes into an even or odd number of spaces, circles in perspective, and inclined planes. This knowledge can then be applied to drawing and painting situations, creating clear spatial order within pictures.

\$200 September 21 & 22, 2019 (Sat–Sun) 10:00am–4:00pm

\$200 September 19 & 20, 2020(Sat–Sun) 10:00am–4:00pm

## Drawing 101

Rick Weaver

All levels of artists gain a better understanding of the principles of drawing from observation. Demonstrations and exercises explain perspective, light and shadow, line and mass, and simplifying techniques. Topics are adapted to levels suited to the student body. This is a great place to start for beginners and an invaluable back-to-basics course for more experienced students.

\$200 December 7 & 8, 2019 (Sat–Sun) 10:00am–4:00pm

## Vitality: Gesture & the Figure In Graphite & Oil

Dan Thompson

This workshop seeks to hone the ability of each participant to capture the sense of energy specific to each pose. With varying pose lengths (from very short to intermediate) the models will assume dynamic poses. The drawing and painting exercises will cover the first marks, editing information, the calligraphy of the start, body language and translating from drawing to painting media. The instructor focuses on graphite during day one; oil on day two.

\$220 December 8–9, 2019 (Sun–Mon) 9:30am–4:30pm

Avis Fleming—Pen & Watercolor



## Anatomy and Vitality:

### The Charcoal Portrait in the Manner of Sargent

Robert Liberace

John Singer Sargent's bold yet precise style of portrait drawing has captivated artists for over a century. This class explores his distinctive approach. Students have the opportunity to emulate Sargent's dynamic charcoal technique by drawing and studying the form and anatomy of the live portrait model. Demonstrations are given to illustrate anatomical form, style, and technique. Model fees are extra.

\$355 December 13 – 15, 2019 (Fri–Sun) 10:00am–4:00pm

## The Art of Caricature

David Carter

Combine humor with a penchant for expression and the result is caricature. The ability to capture a subjects likeness and personality with a simple drawing is a sought-after skill, and this workshop will give the student knowledge to interpret the endless dynamics of the face through gesture, shape, proportion, line, rhythm, and color. Students learn to distort and simplify faces while working from photos and models. Model fees are extra.

\$200 December 14 & 15, 2019 (Sat–Sun) 10:00am–4:00pm

## Sketching Your Vision

Deirdre Saunder

This workshop is open to students with any level of artistic experience. Students learn how to go about “sketch-booking” - how to prepare interesting pages, what to draw and how to create. Participants work from life, still life and photographs, while learning a variety of artistic media and techniques including transfers, printmaking, spray painting, collage, painting and drawing. Sketchbooks become a place to record experiences, use collected memorabilia, and experiment with a number of techniques that lead to developing an artistic style.

\$200 January 4 & 5, 2020 (Sat–Sun) 10:00am–4:00pm

Visiting Artist

## Painting and Drawing Interior Spaces

Ephraim Rubenstein

This workshop introduces students to the concept of painting and drawing interior spaces. Interior spaces can be very emotionally charged, and ultimately, can be representative of states of mind. We begin by discussing the history of Interiors as a genre of painting, and go on to work out the problems specific to that genre. Students will develop a feeling for space as something tangible rather than a void, learning about different systems of perspective construction that will allow them to reconstruct that space. We will discuss the importance of light sources, varying eye levels, and the question of atmosphere with mood. All media are welcome.

\$235 January 11 & 12, 2020 (Sat–Sun) 9:30am–4:30pm

## Traveling with your Sketchbook

Susan Abbott

This popular workshop teaches students to use gesture, contour, collage, and color to record their travels. Participants learn to use the sketchbook as a journal, and to make it a work of art. Students use picturesque Old Town Alexandria as source material, and for inspiration look at many artists' sketchbook journals. Past students have said, “This class changed my life!”

\$240 March 27, 2020 (Friday) 7:00pm–9:00pm &

March 28 & 29, 2020 (Sat–Sun) 10:00am–4:00pm

## Term Start Dates:

Fall - Sept 23, Winter - Jan 13, Spring - April 13, Summer - June 22

## Charcoal Portrait Drawing

Teresa Oaxaca

Learn to construct a 2D likeness using light and shade with a focus upon transitions and articulation of the form. Gesture and expression are discussed, exploring how to bring the form to life with one's natural calligraphy of style. Topics include chiaroscuro, modeling, half-tones, highlights, tone massing, terminator/core lines of shadow, anatomy and rendering detail without losing overall form or harmony. Model fees are extra.

\$200 April 4 & 5, 2020 (Sat–Sun) 10:00am–4:00pm

## Sketchbook Workshop

Avis Fleming

Increase your enjoyment of travel, nature, and outdoor activity by keeping a sketchbook. Basic drawing techniques in pen, pencil, and watercolor are adapted for speed and smaller scale, and consideration is given to developing sketches into finished work.

\$185 June 13 & 14, 2020 (Old Town) 11:00am–4:00pm OR

\$240 June 13 & 14, 2020 (Old Town) 11:00am–4:00pm +  
June 15, 2020 (National Zoo) 11:00am–4:00pm

## Drawing the Human Head

Rick Weaver

Receive a concise summary of the drawing principles an artist must know to render the human head effectively. Working from a live model, students start with the mechanics of neck and head movement, then progress to a comprehensive look at proportion, ball and plane simplification, straight-line simplification, skeletal and muscular anatomy, structural analysis of the features, volume, and light and shade. Model fees are extra.

\$200 June 20 & 21, 2020 (Sat–Sun) 10:00am–4:00pm

## The Figure in Charcoal

Teresa Oaxaca

Addressing the complexity of drawing the human figure, this workshop covers a method in which contours may be simplified into a straight-line approach, beginning from a general block and then carving out the forms with shadow and shading techniques. Students work from the model and receive regular critiques and individualized instruction. Model fees are extra.

\$200 June 20 & 21, 2020 (Sat–Sun) 10:00am–4:00pm

## Finishing Human Features in Drawing

Dan Thompson

This workshop is designed to hyper focus students on completing the subtle layers of surface form on the eyes, mouth, nose and ear. All skill levels are encouraged to participate in this portrait drawing class. The format is long pose, over the two days, and involves planar form, sub-forms and light on form. Graphite and other drawing media are welcome. The instructor demonstrates every feature and covers a range of feature landmarks, using clay as a guide for graphite drawing.

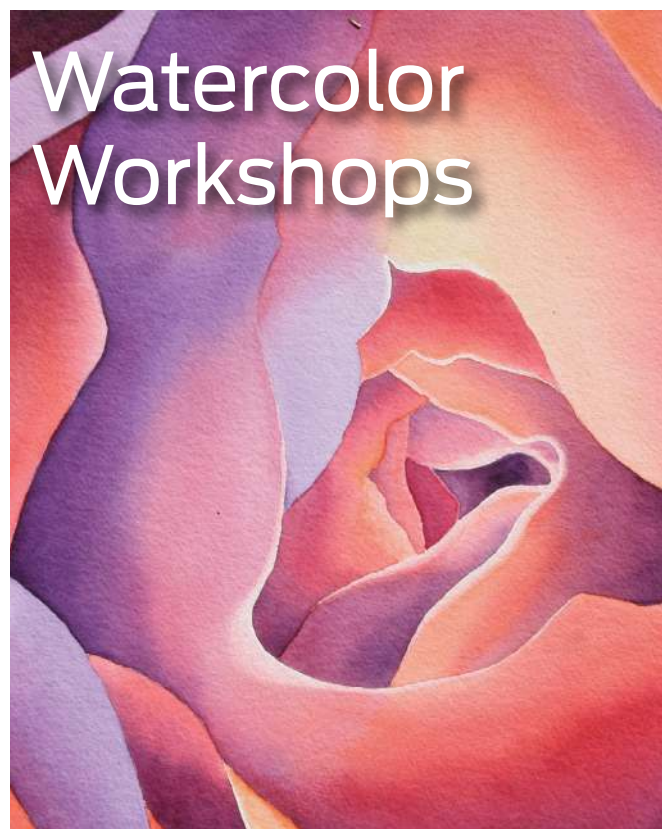
\$220 August 15–16, 2020 (Sat–Sun) 9:30am–4:30pm

## Exotic Journeys: The Orientalist Aesthetic in Drawing and Painting

Robert Liberace

Nineteenth century artists were fascinated with the colorful aesthetic of eastern culture and captured the western imagination with alluring artworks. Artists such as Gerome and Sargent traveled from Morocco to the Middle East in search of exotic motifs. Through the methods of painting and drawing, this class will explore how artists approach these subjects by arranging the models in unusual costumes.

\$500 Aug. 31–Sept. 4, 2020 (Mon–Fri) 10:00am–4:00pm



Rachel Collins–Watercolor

## Jumpstart in Watercolor

Rachel Collins

This intensive workshop gives students a chance to explore the many possibilities of watercolor. It serves as a basic introduction to the medium, a refresher for someone who hasn't painted for a while, and a preparation for students looking to pursue a longer study of watercolor. No previous watercolor experience is required, although very basic drawing skills are helpful.

\$200 August 27 & 28, 2019 (Tues–Wed) 10:00am–4:00pm

\$200 January 11 & 12, 2020 (Sat–Sun) 10:00am–4:00pm

\$200 August 25 & 26, 2020 (Tues–Wed) 10:00am–4:00pm

## Who Says You Can't Fix a Watercolor?

Rachel Collins

Participants paint their way to a surprise finish by using a variety of techniques and some imagination! Learn how to critique and change work in a constructive way, building strong paintings even when things have gone a little awry. For watercolorists with at least a little experience and some abandoned or unfinished paintings, which they should bring to class.

\$200 August 21 & 22, 2019 (Wed–Thurs) 10:00am–4:00pm

## Sketching Washington

Alice Kale

Students enjoy sketching onside at iconic Washington locations such as the Navy Memorial and the Mall. Using portable supplies, students work in a sketchbook using pencil, ink, and/or watercolor to capture urban scenes. Learn to identify manageable subjects, simplify architecture, and quickly sketch people. All locations are easily reached via Metro. In case of inclement weather, the class meets in interior locations such as Union Station.

\$200 August 24 & 25, 2019 (Sat–Sun) 10:00am–4:00pm

## Term Start Dates:

Fall - Sept 23, Winter - Jan 13, Spring - April 13, Summer - June 22



## Achieving Dramatic Effects in Watercolor

Peter Ulrich

This workshop explores bold effects achieved by dramatic value contrast and the excitement of adjacent complementary colors. Students learn to create colorful, interesting, and transparent shadow areas from dull and black areas in reference photos. Creative use of compositional elements to enhance the center of interest is demonstrated. The importance of selection of subject matter is addressed, including the powerful effects achieved by “looking into the light” to create eye-catching art.

\$200 September 4 & 5, 2019 (Wed–Thurs) 10:00am–4:00pm

\$200 September 2 & 3, 2020 (Wed–Thurs) 10:00am–4:00pm

## Birds in Watercolor

Susan Herron

Using birds as subject matter, students explore color, texture, and composition with a variety of techniques in watercolor and acrylic. The workshop’s emphasis is not on photo-realism but on using abstraction to interpret the beauty of birds to create imaginative and lyrical painting.

\$200 September 14 & 15, 2019 (Sat–Sun) 10:00am–4:00am

## Jumpstart in East Asian Ink Painting: Sumi-é

Charlene Fuhrman-Schulz

This workshop provides intensive instruction in sumi-é for the beginner or artist in another medium wishing to expand their horizon. There is step-by-step, hands-on instruction in the fundamentals of the techniques employed in this fascinating art with its traditions stretching back more than a thousand years. Previous participants in this workshop are welcome.

\$200 September 17 & 18, 2019 (Tues–Wed) 10:00am–4:00pm

## Painting Nature Up Close in Watercolor

Rachel Collins

Using natural objects and photographic references as source material, student will work on composition, drawing, and watercolor technique to make compelling paintings. Intermediate watercolor experience and skills are helpful.

\$310 December 3–5, 2019 (Tues–Thurs) 10:00am–4:00pm

## Atmospheric Watercolors

Peter Ulrich

Wet-into-wet watercolor offers wonderful opportunities for creating a mood or “atmosphere”. Landscapes and cityscapes in the rain, fog, or haze are good candidates for expressive treatment by transparent washes and subtle effects. Bright shimmering sunlight also, especially when dappled by overhead trees or sparkling on water, lends itself to watercolor’s unique effects. This workshop explores a gamut of atmospheric subjects. Students work from photographs and imagination.

\$200 December 11 & 12, 2019 (Wed–Thurs) 10:00am–4:00pm

## Negative Painting: A Positive Experience

Rachel Collins

Students will learn how to create exciting images in watercolor by painting around their subject, rather than painting it directly. In the process they will learn how to think about painting in a whole new way and develop both painting and composition skills. For students with at least a little experience in watercolor.

\$200 January 7 & 8, 2020 (Tues–Wed) 10:00am – 4:00pm

## Watercolor Technique: Splashing Ink (Po’mo)

Charlene Fuhrman-Schulz

Explore the ancient Chinese painting style of Po’Mo, where layers of watercolor are applied to a special shikishi\* board, a rice paper board with metallic gold or silver edging which is tilted to give the color direction, energy, and motion. Once the painting is dry, areas may be developed through brushwork. The process combines wet and dry techniques, abstraction and realism to create expressive landscapes or abstract paintings.

\$200 March 24 & 25, 2020 (Tues–Wed) 10:00am–4:00pm

## Faces in Watercolor

Jackie Saunders

Learn to draw and paint human faces using shape, proportion, sighting, contour and cross-contour line. Students learn to mix warm and cool flesh tones from fresh washes of watercolor pigment and define features with clean, descriptive shadow shapes. Correct placement of the features is taught to capture not only the likeness but the spirit of the model. Model fees are extra.

\$200 March 30 & 31, 2020 (Mon–Tues) 10:00am–4:00pm

## Line and Wash in Watercolor

Peter Ulrich

Line is often neglected as an important compositional element. Create dynamic paintings through the contrast of line and wash. Students use graphite, ink pen, rigger brush, crayon, or pastel to produce line elements along with watercolor washes to define shapes. These techniques are useful for sketching in a travel journal. Using his travel sketchbooks, the instructor demonstrates how efficient ink and wash are for capturing travel memories.

\$200 March 25 & 26, 2020 (Wed–Thurs) 10:00am–4:00pm

## Glazing in Watercolor

Rachel Collins

Glazing in watercolor allows students to paint layers of color over an already painted surface. Glazing is a natural technique for this transparent medium, but the actual process of layering can make or break one’s watercolor paintings. Students learn the many uses for glazing and how to apply the paint effectively to build both color and composition. This workshop works best for students with at least a little experience in watercolor.

\$200 April 4 & 5, 2020 (Sat–Sun) 10:00am–4:00pm

## Limited Palette in Watercolor

Peter Ulrich

A palette limited to no more than three colors achieves a number of positive things for the artist. First, the composition is strongly unified and harmonious. Second, the painting conveys a distinct mood. Third, it requires careful consideration of composition and value to achieve a strong painting. This workshop explores a wide variety of limited palettes to produce paintings that are unified, convey a mood, and are strongly stated.

\$200 June 17 & 18, 2020 (Wed–Thurs) 10:00am–4:00pm

## Making Space—Perspective In Watercolor

Gwen Bragg

Paintings take on new life and dimension as students work from objects, photographs, and outdoor locations in Old Town. Each day has a particular focus on linear and aerial perspective and creating the illusion of depth.

\$200 June 22 & 23, 2020 (Mon–Tues) 10:00am–4:00pm



Teresa Oaxaca—Oil

### Painting in Danni's Living Room or Rose Garden

Danni Dawson

Participants paint exquisite flower scenes in Danni's beautiful rose garden or paint from interesting still lifes arranged in her home. Painters with previous experience savor the rich colors and delicate shapes of nature in full bloom, or delight in the variety of subject matter present in still lifes. A gourmet lunch is provided each day. The workshop is located offsite in Arlington, and participants are responsible for transportation.

\$475	August 12–16, 2019	(Mon–Fri)	10:00am–4:00pm
\$475	December 2–6, 2019	(Mon–Fri)	10:00am–4:00pm
\$475	June 8–12, 2020	(Mon–Fri)	10:00am–4:00pm
\$475	August 10–14, 2020	(Mon–Fri)	10:00am–4:00pm

### Term Start Dates:

F–Sept 23, W–Jan 13, Spr–April 13, Su–June 22.

### A Week in Thomas, West Virginia

Danni Dawson, Mike Francis, Paul Lucchesi & Kurt Schwarz  
Spend a relaxing week painting still life or landscape with Danni Dawson, Mike Francis, and Kurt Schwarz or sculpting with Paul Lucchesi. Participants may focus on one style or switch freely among the four instructors. Workshop includes lunch. Clay and model fees extra. Lodging is not included. Please see [www.theartleague.org](http://www.theartleague.org) for details.

\$550	August 26–30, 2019	(Mon–Fri)	10:00am–5:00pm
\$550	August 24–28, 2020	(Mon–Fri)	10:00am–5:00pm

### Mastering Color

David Carter

What color should you use? How do you mix it? An understanding of color theory is essential for students making the transition from drawing to painting. Lectures, demonstrations, exercises, and discussions help students who are unsure of the role color relationships play in art and design. Course uses acrylic paint.

\$200	August 24 & 25, 2019	(Sat–Sun)	10:00am–4:00pm
\$200	August 29 & 30, 2020	(Sat–Sun)	10:00am–4:00pm

### The Self Portrait

Tania Karpowitz

Following a lecture discussing self-portraiture from Rembrandt to contemporary art, each student explores the self portrait through short studies with a mirror using gesture, costume, and composition. Over the remaining two days, students focus on developing their concept. Each day, a critique takes place during the lunch/snack break. Any medium is welcome.

\$280	September 16–18, 2019	(Mon–Wed)	10:00am–4:00pm
-------	-----------------------	-----------	----------------

### Large Format Color with Acrylic Paint

Marsha Staiger

Work through guided exercises exploring color's three properties: hue, value, and intensity to create vibrant paintings. Gain a greater understanding of how complements, monochrome, and other color schemes create contrast and mood. Reviewing the color wheel and characteristics of acrylic paint, students practice mixing colors, layering, brushwork, creating edges and other key lessons to make the most of color in their paintings.

\$390	September 16–20, 2019	(Mon–Fri)	10:00am–3:00pm
-------	-----------------------	-----------	----------------

### Beautiful Rebellion: Tradition & Techniques of the Pre-Raphaelites

Robert Liberace

Explore the great classical Spanish artists unique and dynamic approach to painting and their influence on modern art: distinguished masters like Velasquez and Fortuny for their special manner of handling paint, and Sorolla's distinctive color approach. From genuine period pigments to bold modern colors, students learn the different characteristics and attributes of each artist's palette. This workshop includes the study of the portrait and figure, costumed and nude. Model fees are extra.

\$490	September 9–13, 2019	(Mon–Fri)	10:00am–4:00pm
-------	----------------------	-----------	----------------

### Weekend in the Plein Air Landscape

Mike Francis

Participants meet along the Potomac in Alexandria for two afternoon painting sessions. Artists of all media are invited to join in for session demos, critiques, and discussions of the materials and techniques. Prerequisite: some experience in drawing and painting. Students supply all materials, including easels. Locations may not be metro accessible and students are responsible for their own transportation. Meets rain or shine.

\$100	October 12 & 13, 2019	(Sat–Sun)	1:00pm–4:00pm
\$100	April 25 & 26, 2020	(Sat–Sun)	1:00pm–4:00pm



## Introduction to Encaustic

Beverly Ryan

Participants learn to paint with encaustic, a mixture of beeswax and pigment. This course covers basic techniques of painting and fusing, transparent and opaque layering, scribing, image transfer, combining oil paint and wax, collage, tools, recommended supports, and safety concerns. The workshop consists of demonstrations and hands-on experience. Workshop fee includes materials, four supports, and use of equipment.

\$330 September 14 & 15, 2019 (Sat–Sun) 10:00am–4:00pm

\$330 January 11 & 12, 2020 (Sat–Sun) 10:00am–4:00pm

\$330 September 12 & 13, 2020 (Sat–Sun) 10:00am–4:00pm

## Figured

Marsha Staiger

The figure is an important subject for the contemporary artist. People are all around and most importantly they are on the move. People change the dynamics of space and the atmosphere of a particular location. This class will engage the figure using drawing materials and acrylic paint. Model fee extra.

\$200 December 7 & 8, 2019 (Sat–Sun) 10:00am–4:00pm

## Landscape in Acrylic

Susan Herron

Students learn to use acrylic as an opaque medium or like a transparent watercolor. Participants experiment with acrylic on a varnished surface with lifting, layering, and texturing to create an exciting landscape.

\$200 December 7 & 8, 2019 (Sat–Sun) 10:00am–4:00pm

## Palette Knife Painting

Patrick Kirwin

Participants paint dynamic images using various painting knives and acrylic paint. Palette knife painting uses acrylic with its rapid drying time, combined with gel medium which can extend the paint as a thick paint body, making more economical use of the medium. Participants choose to paint realistically or abstractly, using their own references or instructor set up still life. Demonstrations show making lines, blends, textural treatments, round objects, the sequence of painting, and demos upon request.

\$200 December 7 & 8, 2019 (Sat–Sun) 10:00am–4:00pm

## Portrait Interpretations

Tania Karpowitz

Looking at art history, this workshop examines how the portrait has been reinterpreted over time. Students experiment with materials, composition, and thinking about their own view of what makes a portrait. As students uncover their idea, they focus on developing their image. Participants are encouraged to start thinking about these ideas before class and to bring some examples of portrait images by other artists. Model fees extra.

\$200 December 2 & 3, 2019 (Mon–Tues) 10:00am–4:00pm

## Vitality: Gesture & the Figure In Graphite & Oil

Dan Thompson

This workshop focuses on the ability of each participant to capture the sense of energy specific to each pose. All skill levels are encouraged to participate. This workshop is ideal for beginners. By means of varying pose lengths (from very short to intermediate) the exercises cover the first marks, abbreviations of the pose, longer linear relationships, and the calligraphy of the start, as well as body language and translating from drawing to painting media. The instructor will focus on graphite during day one of the workshop, transitioning to oil on day two. Model fees are extra.

\$230 December 8–9, 2019 (Sun–Mon) 9:30am–4:30pm

## Skies, Clouds, & Dramatic Light in the Landscape

Sara Linda Poly

This workshop covers the choice and use of photos or sketches for reference material, starting with a strong composition, simplifying, and creating mystery and excitement for added drama. Instruction includes the use of contrast, color, strong and subtle light passages, and atmospheric perspective. Students study techniques for painting skies, cloud formations, sunrises, sunsets, and night scenes, as well as interesting lighting effects. Any medium is welcome.

\$200 December 10 & 11, 2019 (Tues–Wed) 10:00am–4:00pm

\$200 March 24 & 25, 2020 (Tues–Wed) 10:00am–4:00pm

## Jumpstart in Color for Oil

Kurt Schwarz

Students learn to mix oil colors through various “color studies.” These painting exercises are designed to hone the perception of temperature and improve the ability to mix color accurately. Participants then learn to apply the paint cleanly with an emphasis on wet-in-wet mixing directly on the canvas.

\$200 December 4 & 5, 2019 (Wed–Thurs) 10:00am–4:00pm

## Crash Course in Acrylic Painting

Deirdre Saunder

This workshop is ideal for beginners or those in need of some additional basic painting knowledge. Fundamental painting techniques are taught using a variety of brushes, palette knives, rollers, and other tools. Color mixing, the use of acrylic mediums, and the use of different painting surfaces are covered as the students explore the use of photographic references and subject matter ranging from still life to landscape.

\$200 Dec 14 & 15, 2019 (Sat–Sun) 10:00am–4:00pm

## Alla Prima Portrait Painting

Teresa Oaxaca

Alla prima is Italian for “at first attempt,” an apt description and a good goal for a class that has a different long pose each day. Painting demonstration is followed by working from a live model and regular individualized critiques. A materials lecture and examples for study are presented. Discussion includes creating emphasis, light and dark, drawing, and navigating color.

\$315 January 3–5, 2020 (Fri–Sun) 10:00am–4:00pm

## Painting Fabrics

Patrick Kirwin

Fabrics can make or break a painting. This workshop focuses on techniques for capturing the weight and texture of fabrics. Painting folds and wrinkles in cloth along with patterns and stripes are covered. Methods of rendering the specific textures of stain and velvet are also addressed.

\$200 January 4 & 5, 2020 (Sat–Sun) 10:00am–4:00pm

Visiting Artist

## Painting and Drawing Interior Spaces

Ephraim Rubenstein

This workshop introduces students to the concept of painting and drawing interior spaces. Interior spaces can be very emotionally charged, and ultimately, can be representative of states of mind. We begin by discussing the history of Interiors as a genre of painting, and go on to work out the problems specific to that genre. Students will develop a feeling for space as something tangible rather than a void, learning about different systems of perspective construction that will allow them to reconstruct that space. We will discuss the importance of light sources, varying eye levels, and the question of atmosphere with mood. All media are welcome.

\$235 January 11 & 12, 2020 (Sat–Sun) 9:30am–4:30pm

Visiting Artist

## Intuitive Color

Melissa Staiger

Students will develop their own color palette using visualization and intuition. Through a series of class exercises, students will explore color mixing, as well as new color experimentation and play to develop a unique approach to color based on their style and/or focus. The goal of this workshop is to strengthen students' ability to mix color using intuition and to use this approach in their work. Mediums: oil or acrylic.

\$200 January 11 & 12, 2020 (Sat–Sun) 10:00am–4:00pm

## Jumpstart in Pastels

Nancy Freeman

Soft pastels have fresh vivid colors, possess a delightfully fast and forgiving nature, and are capable of a wide range of effects. Several basic and techniques are covered, as students enjoy a chance to try pastels without buying a set. All pastels are included. Students must bring paper and a few other basic supplies.

\$200 January 11 & 12, 2020 (Sat–Sun) 10:00am–4:00pm

## The Dynamic Oil Sketch: A Study in Sargent's Portrait Approach

Robert Liberace

John Singer Sargent's masterful bravura technique of capturing the oil portrait is the inspiration for this class. Students will work in the "premier coup" approach that Sargent masters during his time at Carolus Duran's Paris studio. Each day features a different pose and demonstrations are given, showing how to efficiently capture complex detail in a short time. Model fees are extra.

\$355 March 27 – 29, 2020 (Fri–Sun) 10:00am–4:00pm

## Color Temperature: What it Is and Why it Matters

Susan Abbott

Color temperature is at the heart of painting compositions, and yet many artists either aren't aware of what temperature is, or don't feel confident in how to effectively use it. This intensive workshop will employ examples from art history as well as challenging exercises to develop compositions that fully explore the vital vocabulary of color temperature for painters. Mediums: watercolor, acrylic or oil.

\$400 March 31–April 3, 2020 (Tues–Fri) 10:00am–4:00pm

## Painting Water

Patrick Kirwin

Water is exciting imagery to paint and there are many techniques to capture its varied facets. In this workshop, students paint the ocean waves at the shore, reflections in a still lake, and waterfalls. Acrylics are recommended so the class can paint quickly in layers. Instructor demonstrations precede each subject.


\$200 March 28 & 29, 2020 (Sat–Sun) 10:00am–4:00pm

## Animal Portraits in Pastels

Nancy Freeman

Fast and forgiving, pastels are ideally suited for painting birds and other animals. Working on medium or dark value paper, students learn procedures, techniques, and tips for creating fur, feathers, features, and full animal figures in landscapes. Students bring reference photos and their own pastels if they have them, or use those furnished by The Art League.

\$200 March 28 & 29, 2020 (Sat–Sun) 10:00am–4:00pm



Sara Linda Poly–Oil

## Color as the Subject

Marsha Staiger

Color is often one of the most exciting components of a painting in both figurative and abstract painting. Color can be used for its decorative beauty, to create mood and to express or arouse an emotion. This class will explore color use and palette choices from history and our individual desires.

\$375 March 30 – April 2, 2020 (Mon–Thurs) 10:00am–3:00pm

## Next Step in Encaustic Painting

Beverly Ryan

Encaustic painters enjoy demonstrations and plenty of hands on time to review basic techniques, try new materials, develop imagery for a series, work in a larger format, explore mixed media, hone tool skills, and connect with other encaustic enthusiasts. Fee includes most materials, three 15" x 15" panels, four 10" x 10" panels, and use of equipment

\$455 March 30 – April 2, 2020 (Mon–Thurs) 10:00am–2:00pm

## Still Life and Floral in Oil

Robert Johnson

Capture the natural beauty of flora and other still life subjects in oil while working directly from life. The beauty and power of fresh undisturbed oil paint, as well as the expressive and descriptive quality of the brushstroke is stressed. The instructor demonstrates and emphasizes the direct alla-prima approach to painting. All levels welcome.

\$330 April 3–5, 2020 (Fri–Sun) 10:00am–4:00pm

Remember to check for updates and additions at [www.theartleague.org](http://www.theartleague.org)



## Unleash the Creative Spirit: Mono Prints

Marsha Staiger

In this workshop, students will discover the pleasure of expecting the unexpected by exploring the painterly monotype, Gelli plates, frontage, and stencils, as well as the many possibilities of print and paint, examining the various dimensions of mark making set free.

\$200 June 20–21, 2020 (Sat–Sun) 10:00am–4:00pm

## Plein Air Painting on Virginia's Eastern Shore

Mike Francis

Join Mike Francis for plein air painting in Wachapreague, a small town on Virginia's Eastern Shore, hosted by Current Reflections Gallery. Students visit sites featuring wetlands and marshes, fishing boats, Victorian houses, dramatic skies, as well as (time and weather permitting) a vineyard and unspoiled barrier islands. When not painting, relax with a wine tasting, sunset boat cruise, or the volunteer fire department's annual carnival. Instruction includes demos, critiques, and discussion of techniques and materials. All media are welcome. Participants should have experience in their chosen media. Please see [www.theartleague.org](http://www.theartleague.org), or call (703) 683-2323 for more details.

\$250 June 20–21, 2020 (Saturday–Sunday)

\$575 June 20–24, 2020 (Saturday–Wednesday)

## Jumpstart into Abstraction

Beverly Ryan

This intuitive abstract painting workshop teaches the creative process: developing ideas that are not pictured in your mind but come from a process of experimentation and discovery, analysis and revision. Through demonstrations and challenging assignments, students experience the creative process and develop abstract self-expression with acrylics and mixed media on paper and canvas. All levels are welcome.

\$200 July 25 & 26, 2020 (Sat–Sun) 10:00am–4:00pm

## Painting Atmospheric Skies

Patrick Kirwin

In this workshop, skies are studied and painted for accuracy and to create mood. In a landscape environment, the sky imbues the painting with a mood, be it bright, sunny day or a story, foreboding afternoon. The sky is a large part of a landscape as a character and as a surface area of a painting. Techniques for various cloud formations and colors for seasonal skies are emphasized. Painting demonstrations by the instructor shows techniques of brushwork and unusual tools and tricks for painting in acrylics. Oils or acrylics may be used in this class. Acrylic will be used in the instructor demos.

\$200 July 18 & 19, 2020 (Sat–Sun) 10:00am–4:00pm

## Fast Figure Painting

Kurt Schwarz

Working from 15-minute to half-hour poses, students begin to develop a quick and masterful paint-handling technique for capturing the figure. Focus is placed on dark shapes, essential planes, masses, and color and value. Model fees are extra.

\$110 July 11, 2020 (Saturday) 10:00am–4:00pm

## Achieving Metallic Effects in Paintings

Patrick Kirwin

The art of depicting copper, silver, or gold in paintings is a skill that can add shimmer and excitement to paintings. This workshop covers the techniques used to render metal without the use of metallic colors. Demonstrations reveal the edge quality and colors used to accomplish various degrees of shininess and duller metallic surfaces that must be painted differently from those with a high shine.

\$200 August 8 & 9, 2020 (Sat–Sun) 10:00am–4:00pm

## Accurate Tonality in Long Pose Painting: The Figure in Grisaille

Dan Thompson

This long pose workshop is designed to provide students an opportunity to develop real tonal control in oil painting. Some color mixing and value experience is encouraged, prior to participating in this workshop. Topics will include: proper mixing of the tonal range, naming and organizing values, modeling through bodily contours and the profound influence of anatomical structure on grisaille painting. The instructor demonstrates all of the major principles in order to enable students with visual strategies.

\$330 August 17–19, 2020 (Mon–Wed) 9:30am–4:30pm

## Exotic Journeys: The Orientalist Aesthetic in Drawing and Painting

Robert Liberace

Nineteenth century artists were fascinated with the colorful aesthetic of eastern culture and captured the western imagination with alluring artworks. Artists such as Gerome and Sargent traveled from Morocco to the Middle East in search of exotic motifs. Through the methods of painting and drawing, this class will explore how artists approach these subjects by arranging the models in unusual costumes.

\$500 Aug. 31–Sept. 4, 2020 (Mon–Fri) 10:00am–4:00pm

## Under the Influence


Marsha Staiger

Delve into Diebenkorn, Thiebaud, and Cecily Brown. Using prompts from each of these artists, students will transform their style and analyze their message. Our focus and creative ability will be stretched to include their history as well as our personal history. Layering techniques with acrylic paint and collage will be emphasized.

\$375 September 8–11, 2020 (Tues–Fri) 10:00am–4:00pm

Danni Dawson—Oil





Jennifer Dunbar—Print

## Introduction to Plate Lithography

Lyla Shlon

Students create a small format print on a ball grain aluminum plate. Drawing materials, plate preparation, and how to draw on aluminum ball grain plate is covered the first day. Etching and printing the plate are taught on the second day. A \$35 lab fee, payable to Discover Graphics, is due on the first day of the workshop and covers the lithography plate, printing paper, ink, and shop supplies.

\$220 August 31–Sept. 1, 2019 (Sat–Sun) 11:00am–5:00pm

## No-Press Woodblock Printing & the Artist's Book

Jennifer Dunbar

This class provides an introduction to woodblock printmaking without a press and simple bookmaking techniques. Students carve woodblocks and print them with water-based inks. After examining bookbinding techniques including both folded and sewn methods, students use the remainder of class to explore combining their prints into small-scale books. Embellishment techniques are also covered as well as display options for prints. A \$25 lab fee payable to Discover Graphics on the first day of class includes all materials except paper towels and gloves.

\$120 September 14, 2019 (Saturday) 11:00am–5:00pm

\$120 March 28, 2020 (Saturday) 11:00am–5:00pm

\$120 September 12, 2020 (Saturday) 11:00am–5:00pm

## Monotype Explorations Workshop

Harriet Lawler

Monotype is the painterly printmaking process that creates one off prints. Explore the techniques used by Degas, Sargent, and Prendergast. Subtractive and additive methods of image making, color blending, and painterly techniques are the focus of the workshop. A \$20 lab fee is payable to the instructor.

\$185 September 7 & 8, 2019 (Sat–Sun) 11:00am–4:00pm

## The Monotype Party

Mike Francis Pattee Hipschen Thomas Hipschen

In the last quarter of the 1800s, monotype parties were all the rage for artists in Europe and America. In this two-day intensive workshop suitable for first time print makers, participants use their drawings, paintings, or photos as reference as they explore the printing territory pioneered by Edgar Degas. Demonstrations include traditional monotype printing techniques and manipulation of the image with watercolor, gouache, and pastels. A gourmet lunch is served daily. A \$30 lab fee, payable to the instructor, covers all supplies and lunch. This workshop is offsite.

\$235 Sept. 21 & 22, 2019 (Sat–Sun) 10:00am–4:00pm

\$235 March 21 & 22, 2020 (Sat–Sun) 10:00am–4:00pm

\$235 Sept. 19 & 20, 2020 (Sat–Sun) 10:00am–4:00pm

## Jumpstart in Silk Screen Printing

Nancy McIntyre

Students explore the silk screen medium for twelve focused hours. Returning students should come with a project in mind. Beginners learn the three basic types of silkscreen stencil (cut, photographic, and hand-painted) and create two small editions of prints, using only non-toxic, water-based inks. All supplies are included. Limited to eight students.

\$235 December 7 & 8, 2019 (Sat–Sun) 10:00am–4:00pm

## Jumpstart in Etching Workshop

Veronica Barker-Barzel Kelly

This fundamentals workshop is great for beginners and an invaluable refresher course for more experienced students. Students learn to produce prints using three techniques: line etching, aquatint, and dry point. Limited to 10 students. A \$20 fee, payable to the instructor, covers all supplies except zinc plates, paper, and paper towels.

\$185 Dec. 7–8, 2019 (Sat–Sun) 10:00am–4:00pm

\$185 April 4–5, 2020 (Sat–Sun) 10:00am–4:00pm

\$185 Sept. 19–20, 2020 (Sat–Sun) 10:00am–4:00pm

## Monoprints Without A Press

Sharon Robinson

Create unique prints on paper using a variety of materials with acrylic paint and inks. Printing on gelatin and plexiglass plates allows manipulation of paint to achieve a range of effects, including positive and negative, re-printed, and “ghost” images. Prints can be finished pieces of artwork or material for collage and other projects.

\$200 January 4–5, 2020 (Sat–Sun) 10:00am–4:00pm

## Intensive Monotype Workshop

Harriet Lawler

Students delve into the fascinating mono process in an intensive workshop. A new inking technique with water-based or oil-based inks is explored each morning and afternoon (10 techniques in 5 days). A \$40 lab fee payable to Discover Graphics covers all supplies except paper and paper towels. Limit 10 students.

\$400 June 15–19, 2020 (Mon–Fri) 11:00am–4:00pm

## Unleash the Creative Spirit: Mono Prints

Marsha Staiger

In this workshop, students will discover the pleasure of expecting the unexpected by exploring the painterly monotype, Gelli plates, frontage, and stencils, as well as the many possibilities of print and paint, examining the various dimensions of mark making set free.

\$200 June 20–21, 2020 (Sat–Sun) 10:00am–4:00pm



# Photography Workshops



Pete Duval—Photography

## Photographing Your Artwork

Pete Duvall & Alison Duval

Learn the fundamentals of taking images of artwork for gallery submission, websites, or print reproduction. Lighting, lenses, backdrops, film and digital options are explored. Both 2-D and 3-D artwork are discussed. Students bring a camera (film or digital) that can be operated in full manual mode and a notebook. No artwork needed.

\$110 September 14, 2019 (Saturday) 11:00am–4:00pm

## Introduction to Off Camera Flash

Peter Duval

Learn the basics of small flash photography and how to add it to your photographic arsenal. Starting from the foundations of how flash works to multiple flash set ups, students will learn how to fire flashes off camera for more interesting lighting angles using built in systems or remotes. Students will also learn the mixing of flash with ambient light, the use of simple modifiers, and the options between using TTL and manual settings. This workshop is suitable for students new to flash photography, as well as those with some flash experience. Participants should have a good working knowledge of how to control their camera and are welcome to bring whatever gear they choose; there will be opportunities to shoot, but there are no gear requirements.

\$110 September 15, 2019 (Sunday) 11:00am–4:00pm

## Jumpstart in Photography

Alison Duval & Pete Duval

Learn to use your camera beyond “auto” mode. Day one teaches the basics of your camera, including exposure, white balance, ISO, and lens choices. Day two includes time photographing “out in the field” with the instructors, followed by detailed discussion on downloading, editing, and organizing digital images. Students should bring a camera with charged batteries.

\$185 January 4 & 5, 2020 (Sat–Sun) 11:00am–4:00pm

## Digital Workflow for Photographers – Lightroom & Classic Photoshop

Pete Duval

Learn to use Adobe Lightroom Classic as the centerpiece for digital photography workflow and integrate it with Photoshop. Participants learn to use the program to organize, edit, print, or share images. This class is taught using Lightroom Classic. Students should bring a laptop and download the trial of Lightroom from [www.adobe.com](http://www.adobe.com) prior to class.

\$105 March 28, 2020 (Saturday) 11:00am–4:00pm

## Photoshop for Photographers

Pete Duval

Learn the basics of Adobe Photoshop from the perspective of a photographer. This workshop covers everything from editing and correcting photos, using Bridge and Camera RAW, and integrating Photoshop into your digital workflow with Lightroom Classic. This class is taught using Adobe Photoshop Creative Cloud. Students bring a laptop and download the free trial from [www.adobe.com](http://www.adobe.com) before class.

\$105 March 29, 2020 (Sunday) 11:00am–4:00pm

Remember to check for updates and additions at [www.theartleague.org](http://www.theartleague.org)



Rick Weaver—Clay

# Sculpture Workshops

## Draw the Portrait/Sculpt the Portrait

Dan Thompson

This cross-disciplinary workshop focuses on interpreting form. Lessons are geared toward intermediate students with some experience drawing long poses. Each day begins with sculpture; students model life-sized portraiture in the round. Students spend the second part of the day drawing a long pose portrait in graphite. Students learn the importance of correlating tonality in pencil with planar form. Students also transform their sense of landmark structures in the human face and address hatch marks differently. Model fees are extra.

\$335 August 19–21, 2019 (Mon–Wed) 9:30am–4:30pm

## A Week in Thomas, West Virginia

Danni Dawson, Mike Francis, Paul Lucchesi & Kurt Schwarz  
Spend a relaxing week painting still life or landscape with Danni Dawson, Mike Francis, and Kurt Schwarz or sculpting with Paul Lucchesi. Participants may focus on one style or switch freely among the four instructors. Workshop includes lunch. Clay and model fees extra. Lodging is not included. Please see [www.theartleague.org](http://www.theartleague.org) for details.

\$550 August 26–30, 2019 (Mon–Fri) 10:00am–5:00pm  
\$550 August 24–28, 2020 (Mon–Fri) 10:00am–5:00pm

## Figure Sculpture

Charles Flickinger

The focus of this workshop is the anatomy of the figure, gesture, and proportion. Gesture is the core of any figurative work, and therefore the essential movement, rhythm and flow of the pose is stressed. What lighting best illuminates form, texture, or detail is discussed. Use of tools to achieve various types of surfaces is explored as well as the engineering aspects of building small figures in clay. Includes two bags of clay. Model fees are extra.

\$215 Sept. 21 & 22, 2019 (Sat–Sun) 10:00am–4:00pm  
\$215 Sept. 19 & 20, 2020 (Sat–Sun) 10:00am–4:00pm

## Sculpture Patina/Coloring Workshop

Athanasios Papapostolou

Students learn the fundamental principles of coloring sculpture—or what is commonly known as patina. Basic patina skills and techniques are covered, such as the use of wax, shellac, acrylic and oil on primarily terra cotta sculptures. Instructor demonstrations, together with students working alongside on their own work, provide the best environment for gaining confidence with patina. Students must provide bring fired terra cotta sculptures for patina during the workshop. A materials list is provided.

\$200 January 11 & 12, 2020 (Sat–Sun) 10:00am–4:00pm

## Jumpstart in Welding

Donna Reinsel

Welding isn't just for industrial manufacturing! Anyone can get the hang of this process for metal sculpture. This workshop is ideal for those with little or no experience with steel work and who just want a chance to see what welding is all about. Students create a fun sculpture project while learning the basics of gas welding and the use of metalworking tools. Participants should wear long cotton/denim pants, closed shoes, and bring a long-sleeved shirt. A \$45 materials fee is payable to the instructor.

\$210 September 14 & 15, 2019 (Sat–Sun) 10:00am–4:00pm

\$210 September 12 & 13, 2020 (Sat–Sun) 10:00am–4:00pm

## Figure Sculpture

Paul Lucchesi

Students of all levels have an opportunity to study portrait and figure sculpture with an internationally famous sculptor. Students work in clay, with emphasis on anatomy, technique, and expression. Three bags of clay are included. Model and firing fees are extra and may be paid to the instructor.

\$425 Dec 12–15, 2019 (Thurs–Sun) 10:00am–3:30pm

\$425 March 26–29, 2020 (Thurs–Sun) 10:00am–3:30pm

## The Portrait in Clay: Structure and Expression

Rick Weaver

Through demonstrations and individual critiques, students learn the rudiments of creating a life size, ready-to-fire clay bust from life. From armature building and clay application techniques, to principles of measuring, structure, anatomy, composition, expression and surface finish, this workshop gives students a comprehensive overview of the ideas central to making compelling and structurally sound portrait sculpture. Tuition includes two bags of clay. Model and firing fees are extra.

\$220 January 4 & 5, 2020 (Sat–Sun) 10:00am–4:00pm

## Relief Sculpture

Athanasios Papapostolou

Relief sculpture can be seen as an intermediary art form that bridges the skills and talents of the painter and sculptor. Students will learn the skills of relief sculpture and focus on the techniques of sculpting a portrait relief or figure study from a live model. Instructor demonstrations and anatomy lessons help participants understand the underlying structure of the human form as well as learn the basic skills of relief sculpture. Tuition includes one bag of clay. Model fees are extra.

\$215 April 4 & 5, 2020 (Sat–Sun) 10:00am–4:00pm

## Portrait Sculpture

Charles Flickinger

Workshop participants focus on the anatomy of the head and capturing likeness, personality, and mood in terra cotta. Students sculpt from a single pose in this two day intensive workshop. Visualizing 3-D form and choosing tools are addressed. Clay is included. Model and firing fees are extra.

\$220 June 20 & 21, 2020 (Sat–Sun) 10:00am–4:00pm

Term Start Dates:

F–Sept 23, W–Jan 13, Spr–April 13, Su–June 22.





Eric Burris – Metal

## Jewelry: Jumpstart in Enameling

Nan Lopata

This workshop is an easy, inexpensive way for beginners to experience the beauty and versatility of enamel. For those considering an enameling class, this is an excellent chance to try out this exciting art form. A \$45 materials fee covers all supplies.

\$180 August 24 & 25, 2019 (Sat–Sun) 10:00am–3:00pm

\$180 August 29 & 30, 2020 (Sat–Sun) 10:00am–3:00pm

## Mokume Gane: Wood Grain Pattern in Metal

Eric Burris

Participants will learn a low tech, low cost, but efficient method to making Mokume Gane using a refractory brick mini furnace and soldering torch to fire the billet. Students start by making their own billet and finish with a seamless forged band ring. In between are several technical demonstrations, so beginning metals & jewelry skills are needed to be successful in this workshop. A \$100 materials fee payable to the instructor the first class.

\$270 Sept. 20–22, 2019 (Fri–Sun) 10:00am–4:00pm OR

\$205 Sept. 21–22, 2019 (Sat–Sun) 10:00am–4:00pm

## Silver Soldering for Jewelry

Tina Chisena

Students spend an intensive hands-on day devoted to working with the acetylene torch. Torch safety is stressed along with techniques, materials, and equipment. Participants practice with nickel silver and silver solders. Materials are included.

\$100 September 29, 2019 (Sunday) 10:00am–4:00pm

(Beginner / Intermediate)

## Torch Firing with Liquid Enamels

Nan Lopata

Torch firing with white liquid enamel produces colorful and unexpected results. Students explore the process of dipping copper pieces, firing them to red hot temperature, and brushing the flame across the surface to reveal vibrant and surprising colors. Other enamel techniques, including sgraffito are incorporated. Methods for setting the pieces are discussed. Emphasis is on hands on experience with students producing a variety of pieces to set later. A \$45 fee covers basic materials.

\$200 December 7 & 8, 2019 (Sat–Sun) 10:00am–4:00pm

## Felted Jewelry

Renate Maile-Moskowitz

Students explore the endless possibilities of using wool to make necklaces, rings, pendants, earrings, and other jewelry. Materials are included in the tuition.

\$90 December 14, 2019 (Saturday) 12:00pm–4:00pm

## Micro-Mosaic Jewelry

Anita Bucsay Damron

Create beautiful jewelry using glass from around the world, including authentic Italian filato and millefiori as well as Moroccan nano tiles. Some mosaic experience recommended. \$75 materials fee is payable to the instructor.

\$105 December 14, 2019 (Saturday) 10:00am–4:00pm

## Knitting and Weaving with Wire

Nan Lopata

Students learn the basic methods of applying fiber techniques to metal, specifically wire. Spool knitting, Viking knit and several versions of weaving are taught. Stones and pearls are provided for experimentation. Small gauge copper wire is available for purchase. Emphasis is on hands on experience. Finishing and creating findings for a bracelet or necklace are covered. Students hopefully finish a bracelet in the workshop.

\$200 January 4 & 5, 2020 (Sat–Sun) 10:00am–4:00pm

Remember to check for updates and additions at [www.theartleague.org](http://www.theartleague.org)

# Becoming Professional



Susan Abbott—Oil

## Basic Matting, Mounts, and Framing

Stephen Collins

Learn the basics of matting, mounting, and framing. Students grasp design, preservation techniques, tools, and the mathematics of framing as well as practice hands on mat cutting, paper mounting techniques, and pre-cut frame assembly. Constructed mounts for textile projects are demonstrated. Excellent for artists, collectors, or art enthusiasts. A \$25 materials fee covers some supplies and use of tools is payable to the instructor.

\$185	September 14 & 15, 2019	(Sat–Sun)	10:00am–4:00pm
\$185	December 7 & 8, 2019	(Sat–Sun)	10:00am–4:00pm
\$185	April 4 & 5, 2020	(Sat–Sun)	10:00am–4:00pm
\$185	September 12 & 13, 2020	(Sat–Sun)	10:00am–4:00pm

## Photographing Your Artwork

Pete Duvall & Alison Duvall

Learn the fundamentals of taking images of artwork for gallery submission, websites, or print reproduction. Lighting, lenses, backdrops, film and digital options are explored. Both 2-D and 3-D artwork are discussed. Students bring a camera (film or digital) that can be operated in full manual mode and a notebook. No artwork needed.

\$110	September 14, 2019	(Saturday)	11:00am–4:00pm
\$110	September 12, 2020	(Saturday)	11:00am–4:00pm

## Amateur to Professional

Susan Abbott

This intensive workshop demystifies the business side of being a professional artist. Students learn about building a resume, approaching galleries, organizing shows, coping with rejection, slides, publicity, marketing, taxes, and many other topics. Each participant receives a booklet of worksheets and information.

\$115	April 4, 2020	(Saturday)	10:00am–4:00pm
-------	---------------	------------	----------------

## Advanced Matting & Mounts

Stephen Collins

Beyond the basics of matting and framing, this class demonstrates and discusses various types of mounting techniques with an emphasis on conservation. Students are expected to have a grasp of basic framing techniques, tools, and materials.

\$185	August 24 & 25, 2019	(Sat–Sun)	10:00am–4:00pm
\$185	January 4 & 5, 2020	(Sat–Sun)	10:00am–4:00pm
\$185	August 29 & 30, 2020	(Sat–Sun)	10:00am–4:00pm

Remember to check for updates and additions at [www.theartleague.org](http://www.theartleague.org)





# Visiting Artist Series

Ephraim Rubenstein—Oil

## Intuitive Color

Melissa Staiger

Students will develop their own color palette using visualization and intuition. Through a series of class exercises, students will explore color mixing, as well as new color experimentation and play to develop a unique approach to color based on their style and/or focus. The goal of this workshop is to strengthen students' ability to mix color using intuition and to use this approach in their work. Mediums: oil or acrylic.

\$200 January 11 & 12, 2020 (Sat–Sun) 10:00am–4:00pm

## Painting and Drawing Interior Spaces

Ephraim Rubenstein

This workshop introduces students to the concept of painting and drawing interior spaces. Interior spaces can be very emotionally charged, and ultimately, can be representative of states of mind. We begin by discussing the history of Interiors as a genre of painting, and go on to work out the problems specific to that genre. Students will develop a feeling for space as something tangible rather than a void, learning about different systems of perspective construction that will allow them to reconstruct that space. We will discuss the importance of light sources, varying eye levels, and the question of atmosphere with mood. All media are welcome.

\$235 January 11 & 12, 2020 (Sat–Sun) 9:30am–4:30pm


## Master Hand Building with Sunshine Cobb

Sunshine Cobb

Discover hand-building basics: soft slab, hard slab, and coil construction! Using cups as the skill-building object, students have the opportunity to practice and refine new techniques several times over. Sunshine demonstrates trimming and building feet for cups/pots and addresses developing visual and tactile surface texture. Participants also use bisque models and design templates as another means of creating a form. Enjoy a couple of fun-filled days with Sunshine Cobb, who graduated from California State University of Sacramento with a BA in Studio Arts and earned an MFA in Ceramics from Utah State University. Sunshine has received esteemed honors in the field, including being named 2013's Emerging Artist by both the NCECA and Ceramics Monthly.

\$5 April 24, 2020 (Friday; Lecture) 7:00pm–9:30pm

\$180 April 25&26, 2020 (Sat–Sun; workshop) 10:00am–4:00pm



Robert Liberace—Pen & Ink

# Travel Workshops

We offer workshops led by distinguished visiting artists, and League faculty. Instruction in a specific medium is offered in 2-day to 2-week sessions. For brochures on the workshops below, please contact Margaret at 703-683-1780x13 or margaretc@theartleague.org.

## Museum Day Trip

With Robert Liberace

Charcoal Portraits of John Singer Sargent

The Morgan Museum and Library, New York City, October 23, 2019

## Wetlands, Wind and Water II in Watercolor

With Susan O'Neill

Plein air painting at Huntley Meadows

November 3, 2019

## Paris!! Special Exhibits & Christmas Markets

DaVinci Painting-Louvre Degas at Opera-D'Orsay Dec 5-9, 2019

## Capturing the Light of the Tropics Bahamas

With Susan O'Neill

Plein air painting/watercolor on Elbow Cay, Bahamas

February 26-March 2, 2020

## Mystery Museum Day Trip

To be announced!!

Spring 2020

## The Splendor of Greece:

With Thanasi Papapostolou

Exploring the Treasures of Crete Plein air/historical site

June 10 – 16, 2020

## Someplace Wonderful...

## Through the Eyes of the Artist

With Robert Liberace

Drawing/museum exploration

To be announced

# Thank You



## You help us deliver:

- Hundreds of visual art classes to thousands of students
- Inspiring gallery exhibits and solo artist shows
- Locally-focused and nationally-celebrated community engagement and outreach programs
- Highly-anticipated signature events for all audiences and ages
- Cultural lectures, visiting artists, networking and hands-on experiences throughout the year

## You help us sustain:

*"By nurturing the artist, we enrich the community."*

The Art League develops the artist through education, exhibition, and a stimulating, supportive environment, while sharing the experience of the visual arts with the community.

## You help us inspire:

*"When I was trying to get my nerve up to take a painting class, it never occurred to me that my art could help me in my career, but I learned something from art class that I never learned from the business world: the value of honest criticism from someone who is trying to help you be better." – Patricia Williams*

*"I support the Art League because its classes have given me access to world class instruction, and it has given me the opportunity to display my work in a gallery that is one of the most popular attractions in the area. My growth as an artist would not have happened without it. Also, its programs benefit the community both because they make it possible for people of all ages to make art, and they ensure that quality art is available for all to enjoy."— An Art League Student, Exhibiting Member, Donor*



<-----Thank You,  
Art League Donors,  
Volunteers, & Members  
  
NEA Military Healing  
Arts Network:  
The Art League's  
ImpART Program----->



We extend our thanks to you—our many students, artists, friends, neighbors, and institutions—whose donations have supported all of us at The Art League.

We believe that people like you will make it possible for The Art League to continue our commitment to artistic inclusion and creative excellence.

During this 65th year of Art League programs, we hope that you consider making a further investment in the League by including us in your giving plans. Donations are gratefully accepted at [www.theartleague.org/donations](http://www.theartleague.org/donations) or by Charlene Haskell in the Development Office: 703-519-1741.





# Faculty

**Mark Anderson** MFA Boston University, BA California State University

**Andargé Asfaw** Graduate of the Hallmark Institute of Photography

**Kathlyn Avila-Reyes** BS, Virginia State; Art Certification, Corcoran College of Art + Design

**Veronica Barker-Barzel** Post Bac Fine Arts, Maryland Institute College of Art; BA University of Maryland University College

**Nick Barnes** BA, The Polytechnic School of Wolvehampton; Montgomery College

**Carlos Beltràn Baldiviezo** BFA, Mississippi State University

**Andrea Blackmon** BS, University of Minnesota

**John Blee** MA, Hunter College; BFA, Maryland Institute College of Art; studied with Helen Frankenthaler and Robert Motherwell

**Julie Booth** BA, Wesleyan University; Certificate Degree, Scientific Illustration, Rhode Island School of Design

**Chris Bonnell** MFA, School of Visual Arts NY, NY; BA, University of Florida

**Gwen Bragg** NWS; MFA, BS, James Madison University

**Michael Brehl** MFA, University of Washington, Seattle; BFA, University of Wisconsin at Madison

**David Bowen Carter** MFA, American University; BFA, James Madison University

**David Carlson** MFA Painting, University of Mass

**Rick Casali** Maryland Institute College of Art

**Tina Chisena** MFA, Towson University

**Jin Chung** BA, Virginia Commonwealth University

**Deborah Clark** BFA Painting, BS Art Education, Kutztown State University,

**Rachel Collins** MALS, University of Wisconsin; BA, Middlebury College

**Bethanne Kinsella Cople** BFA, George Washington University

**Leigh Culver** PhD, University of Pennsylvania

**Anita Bucsay Damron** MA University of Massachusetts

**Delna Dastur** MFA, American University; BA, Wellesley College

**Danni Dawson** MFA, BFA, George Washington University

**Karen Day** BFA, Cleveland Institute of Art

**Pamela Day** BA, Lawrence University

**Sylvia DeMar** BA, University of Maryland; Spinning for over 25 years

**Jennifer Dunbar** BA Grand Valley State University

**Alison Duvall** BFA, Syracuse University

**Peter Duvall** BFA, Syracuse University

**Avis Fleming** BA in Philosophy, Bryn Maur College; Rhode Island School of Design; Pratt Institute

**Elizabeth Floyd** BA, Seattle University, M.Arch Texas A&M University

**Michael Francis** MFA, George Washington University; BFA, Maryland Institute College of Art; Corcoran College of Art + Design

**Nancy Freeman** BFA, Wayne State University

**Charlene Fuhrman-Schulz** MA, Washington University, St Louis; Studying under painting master I-Hsiung Ju

**Mary Elizabeth Gaiarin** BS, University of Minnesota, Minneapolis, MN

**Barbara Garren** BA, West Chester University of Pennsylvania; MBA, Marymount College; knitting for over 40 years

**Abby Schindler Goldblatt** MFA, BA, Kent State University

**Stephen Gosling** BA Liverpool John Moores University

**Nataliya Gurshman** BFA, The Art Institute of Boston, Boston Ma; MFA, The St. Petersburg Art Academy, St. Petersburg, Russia

**Jinchen Han** Master of Architecture, Tsinghua University

**Marilyn Harrington** Springwater Fiber Workshop Artist

**Michael Heilman** BA, JD, Univ. of Wisconsin; 10 years making & weaving rugs

**Susan Herron** NWS; BFA, University of Maryland

**Jovana Ivezic** BFA, Maryland Institute College of Art

**Bryan Jernigan** MA Drake University, BS Oklahoma State University

**Alice Kale** BFA George Washington University

**Tania Karpowitz** MFA, Indiana University; BFA, Boston University; Fulbright Fellow

**Brian D. Kirk** MIS, Sculpture & Ceramics, Virginia Commonwealth University; BFA, George Washington University; Corcoran College of Art + Design

**Patrick Kirwin** MFA, George Washington University; BA, Columbus College of Art and Design; Skowhegan School of Painting and Sculpture

**Diana Kreutz** BA, University of Maryland

**Harriet Lawler** Over 20 years of printmaking experience

**Robert Liberace** MFA, George Washington University

**Jim Lieb** Forty Years Ceramics Experience

**Marcia Madison** Corcoran College of Art + Design

**Renate Maile-Moskowitz** BFA, MFA University of Maryland; BS equivalent, University of Stuttgart, Germany

**Joey Manlapaz** MFA George Washington University

**Frederick Markham** MFA, George Washington University; Postbaccalaureate, University of Kentucky; BFA, Transylvania University

**Ed McCluney** MFA Univ. of Massachusetts at Amherst; BFA Norfolk State Univ.

**Nancy McIntyre** BFA, Rhode Island School of Design

**Blair Meerfeld** BA, Adams State College

**Hermineh Miller** MFA, BA, Michigan State University; Eastern Michigan University

**John Murray** Maryland Institute College of Art; Pennsylvania Academy of Fine Arts

**Tea Okropiridze** MFA State Institute of Culture, Tblisi Georgia

**Susan O'Neill** BFA University of Michigan

**Monie Pallis** MA, BA, University of Southern Indiana; 40 years of pottery experience.

**Thanasi Papapostolou** MFA, New York Academy of Art; BFA, Univ. of Pennsylvania; Four Year Certificate, Sculpture, Pennsylvania Academy of the Fine Arts

**Sara Linda Poly** Maryland Institute College of Art; Northern Virginia Community College; Prince George's County Community College

**Deborah Pawlik** BA, George Mason University

**Jimmy Powers** BS, James Madison University

**Bobbi Pratte** Parsons School of Design

**Stephen Procopio** MFA, Illustration, School of Visual Arts, NY, NY

BA, Studio Art, Messiah College, PA

**Gretchen Raber** MFA, American University; BS, State University of NY

**Ryan Rakhshan** BA & Post Graduate Certificate in Ceramics, Hood College

**Ted Reed** JD, Cum Laude, Harvard Law School; AB, Studio Art and English Literature, Summa Cum Laude, Bowdoin College

**Donna Reinsel** Frostburg State University; BS, University of Maryland; Catholic University; BFA, Corcoran College of Art + Design

**Beverly Ryan** MS, Columbia University; BA, Franklin and Marshall College; Corcoran College of Art + Design

**Sharon Robinson** MA Massachusetts Institute of Technology; BA Tufts Univ.

**Stew Rowles** MS & BA Southern Illinois University

**Kate Samworth** BFA Pennsylvania Academy of Fine Art, Philadelphia PA; New Orleans Academy of Fine Art

**Jacqueline Saunders** MFA, University of Arkansas

**Deanna Schwartzberg** BFA, New York University; Corcoran College of Art + Design; George Washington University; Art Students' League, NY

**Lyla Shlon** BFA Maryland Institute College of Art

**Lisa Semerad** Northern Virginia Community College; Apprenticeships with Nelson Shanks and Danni Dawson

**Allison Severance** BFA, Hood College

**Stephen Sherwin** MFA Wayne State University

**David Skibiak** BA Virginia Tech

**Milena Spasic** MFA Academy of Art College San Francisco, BFA Corcoran College of Art + Design

**Marsha Staiger** BA, University of Louisville in Kentucky

**George Tkabladze** MFA & BFA, Sculpture, Tbilisi State Academy of Fine Arts, Tbilisi, Georgia. Tbilisi I. Nikoladze Art College, Tbilisi, Georgia.

**Mary Ellen Trozzo** BA, University of Maryland; Fachhochschule für Gestaltung, Schwabisch Gmünd, Germany; Columbia School of Gemology

**Joan Ulrich** Northern Illinois University; Lill Street Studios, Chicago Illinois

**Peter Ulrich** PhD, MIT; BS, Yale

**Julia Walthers** Post-Bac University of Colorado at Boulder, BA Carleton College





105 North Union Street  
Alexandria, Virginia 22314  
www.theartleague.org | 703-683-2323

## School Calendar

Fall Term 2019: September 23–November 24

Registration begins August 12, 2019

Winter Term 2020: January 13–March 15

Registration begins November 4, 2019

Spring Term 2020: April 13–June 14

Registration begins February 10, 2020

Summer Term 2020: June 22–August 23

Registration begins May 11, 2020

Summer Art Camps 2020: June 15–August 16

Registration begins January 1, 2020

